




TURNSTYLE
DESIGNS

MADE IN ENGLAND

MADE TO MEASURE



Shown here P1079 in Silver Bronze with Polished Nickel
Photo courtesy of Julia Blunt Interiors



MADE TO MEASURE

Our Made To Measure service was born from a growing need to provide bespoke sizing solutions for our clients. A natural extension of our core range.

We have a range of products available in custom lengths and these can be identified by our Made To Measure icon on the relevant products pages via our website.

There really is very little limitation to our custom length capabilities. As well as custom lengths, we also have a range of Multi Grip options which are unique to Turnstyle Designs.

What is a Multi Grip?


Multi Grip is a term we use at Turnstyle Designs to describe our larger multiple grip sectioned pull handles. These can be used for larger or more frequently used doors or entrance doors to create a more substantial grip and statement. At present all our Amalfine™ pull handles can only be specified as a multi grip option. Our current Multi Grip centre size options are 800mm, 1200mm and 1600mm.

To find out more and discuss our custom length options, contact our sales team who will be happy to discuss any enquiries you may have.

+44 (0) 1271 325 325 | sales@turnstyledesigns.com



Shown here R1512 in Chocolate Leather with Satin Nickel
Photo courtesy of Birch House Interior Design, Tom Howley Kitchens



Shown here PS1075, PS1099, PS1001 in Matt Black Chrome

SOLID APPLIANCE/PULLS

Machined from high quality brass either polished or hand hammered grips. Discover our extensive range of beautiful metal finishes, as well as a choice of different projections on applicable products. Shown here in Satin Nickel.

S1340
Projection Options


45mm 65mm

Barrel
S1340 Ø25mm

Barrel Stepped
BS1546 Ø25mm

Barrel Plinth
PS1001 Ø25mm

Code	BC/SN/PN/PU/TW/FA/VP/VN			CB
S1340	> 1100 2 Legs	1101-1600 3 Legs	1601-2000 4 Legs	Contact Sales
BS1546				
PS1001				



For further information talk to our sales team or visit www.turnstyledesigns.com | sales@turnstyledesigns.com



Shown here QS2700 & QS4400 in Vintage Nickel

SOLID APPLIANCE/PULLS

Beautifully decorative pull handles made with precision engineered brass. These pull handles have unique leg designs meaning they can be customised to a certain length only.
Shown here in Satin Nickel.




Barrel Bracket
KS2000 Ø25mm



Bonneville Pipe
QS4400 Ø22mm

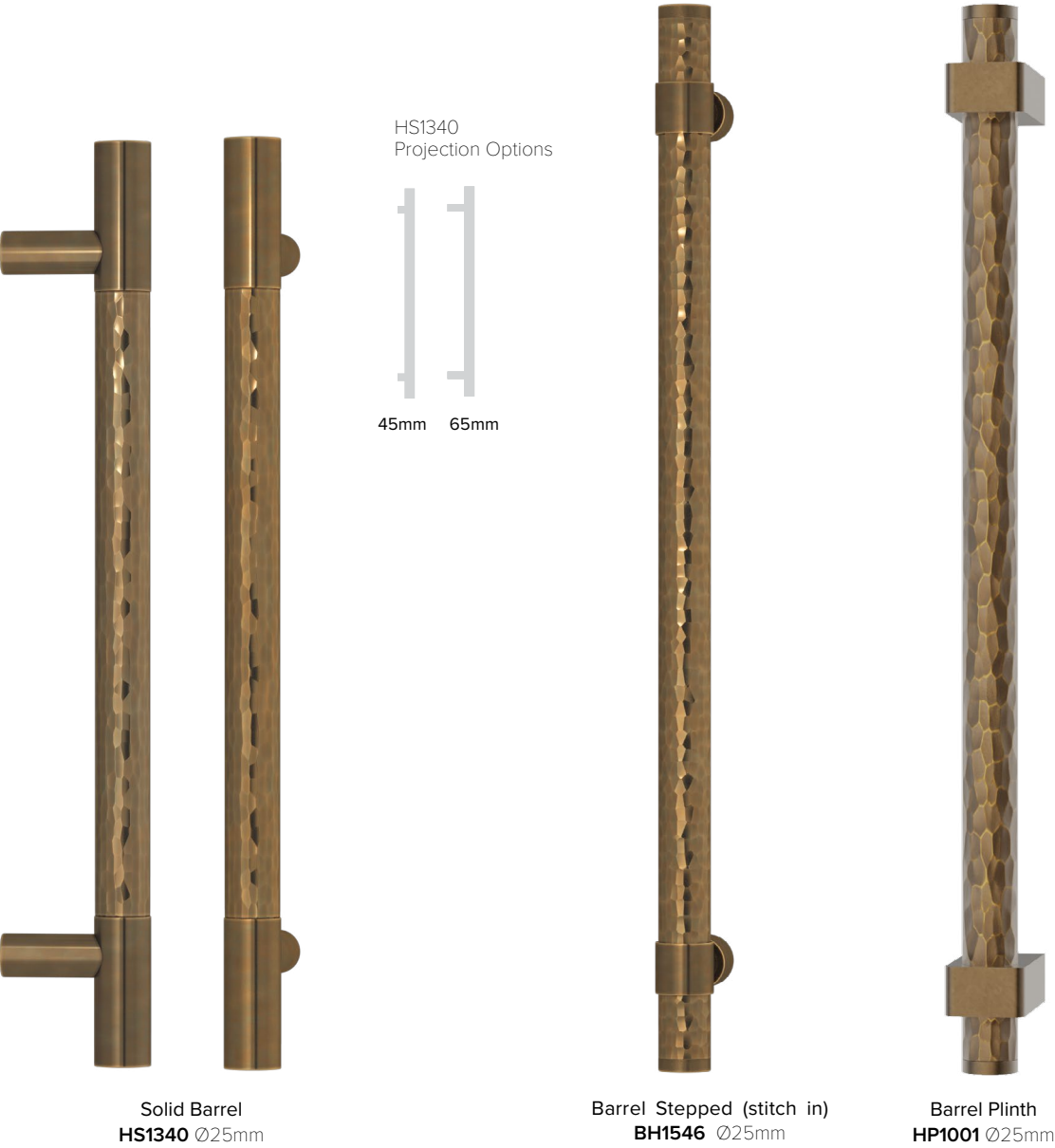
Code	BC/SN/PN/PU/TW/FA/VP/VN	CB
KS2000	> 1000	Contact
QS4400	2 Legs	Sales




HAMMERED APPLIANCE/PULLS

Choose from a range of contemporary, hand hammered pull handles. Every handle is hammered by a team of expert artisans and hand finished. Make a statement with these beautifully crafted handles. Reduced projection options also available for certain products.

Shown here in Burnished Brass.



Code	BC/SN/PN/PU/BH/NH		
HS1340	> 1100 2 Legs	1101-1600 3 Legs	1601-2000 4 Legs
BH1546			
HP1001			




HAMMERED APPLIANCE/PULLS

Our pull handles with decorative brass legs can be produced to custom lengths around 1 metre only. Work with us to extend these handles for larger doors or cabinets to suit your interior design projects. Shown here in Burnished Brass.



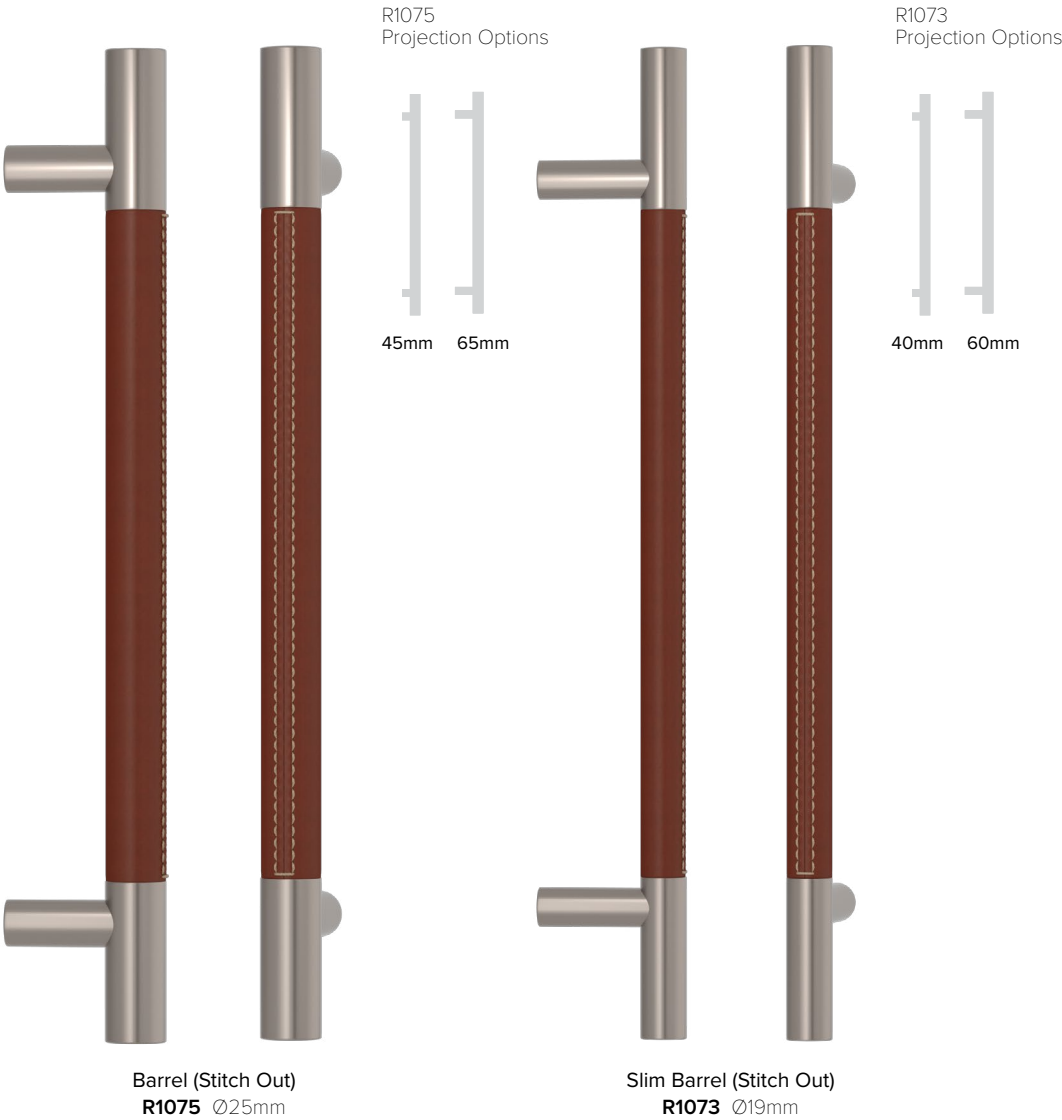
Code	BC/SN/PN/PU/BH/NH
HK2000	> 1100 2 Legs
QH4400	
QP5000	






RECESS LEATHER APPLIANCE/PULLS

Solid brass legs and ends with flush fitted, hand stitched and bonded vegetable tanned leather. Barrel and Slim Barrel designs are also available as a reduced projection option.
Shown here in Chestnut Leather with Satin Nickel.



Code	BC/SN/PN/PU/TW/FA/VP/VN/CB			
R1075	> 1100 2 Legs	1101-1600 3 Legs	1601-2000 4 Legs	N/A
R1073	> 850 2 Legs	851-1100 3 Legs	1101-1600 4 Legs	1601-2000 5 Legs



Shown here R1073 in Chocolate Leather with Fine Antique Brass

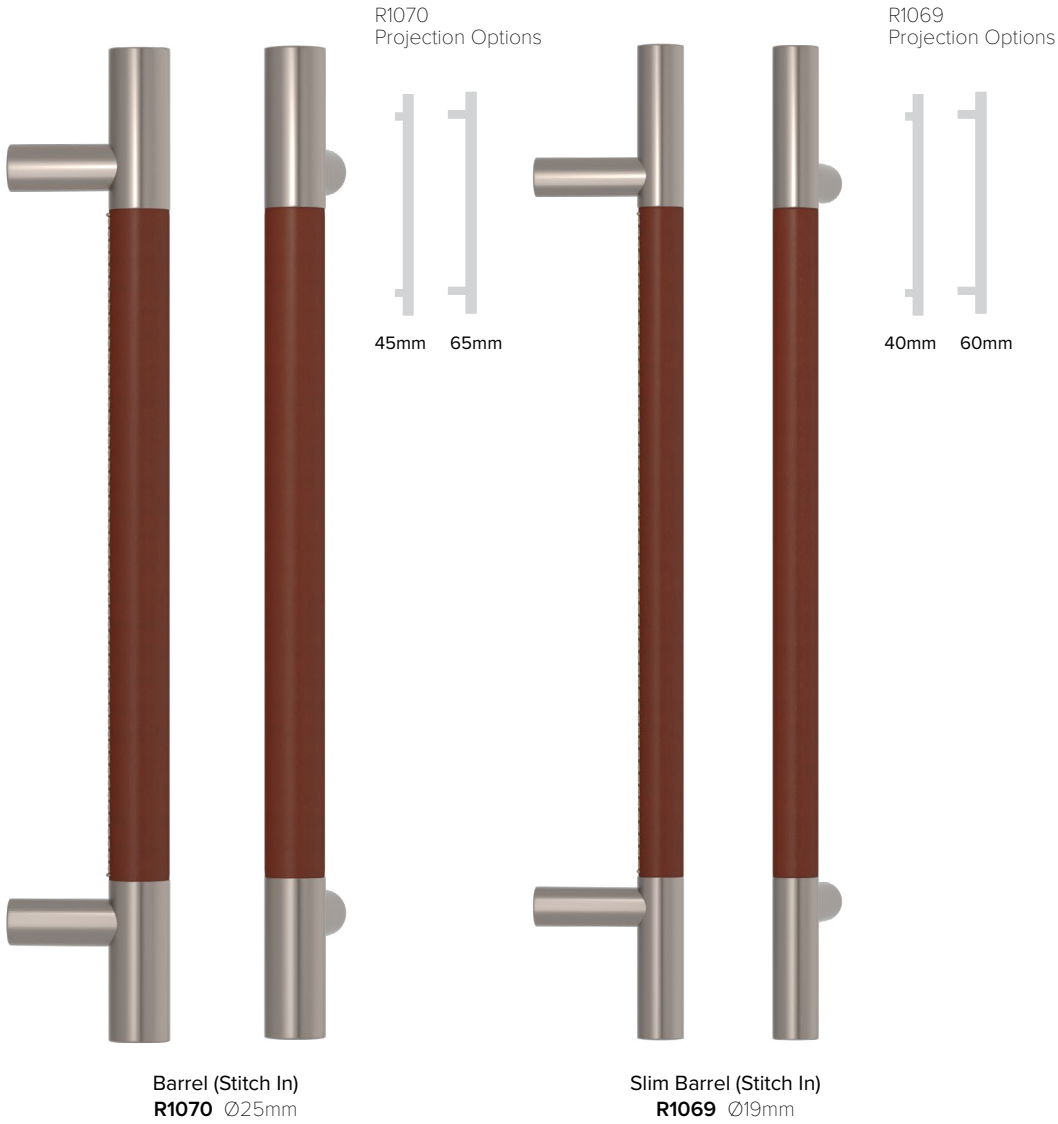
For further information talk to our sales team or visit www.turnstyledesigns.com | sales@turnstyledesigns.com




Shown here R1512 in Chocolate Leather with Satin Nickel
 Photo courtesy of Birch House Interior Design, Tom Howley Kitchens

RECESS LEATHER APPLIANCE/PULLS

Contemporary, simple and bold, hand stitched and bonded in the finest Italian bridle leather. Barrel designs are also available in two reduced projections making them both perfect pull handles but also appliance pulls. Shown here in Chestnut Leather with Satin Nickel.



Code	BC/SN/PN/PU/TW/FA/VP/VN/CB			
R1070	> 1100 2 Legs	1101-1600 3 Legs	1601-2000 4 Legs	N/A
R1069	> 850 2 Legs	851-1100 3 Legs	1101-1600 4 Legs	1601-2000 5 Legs

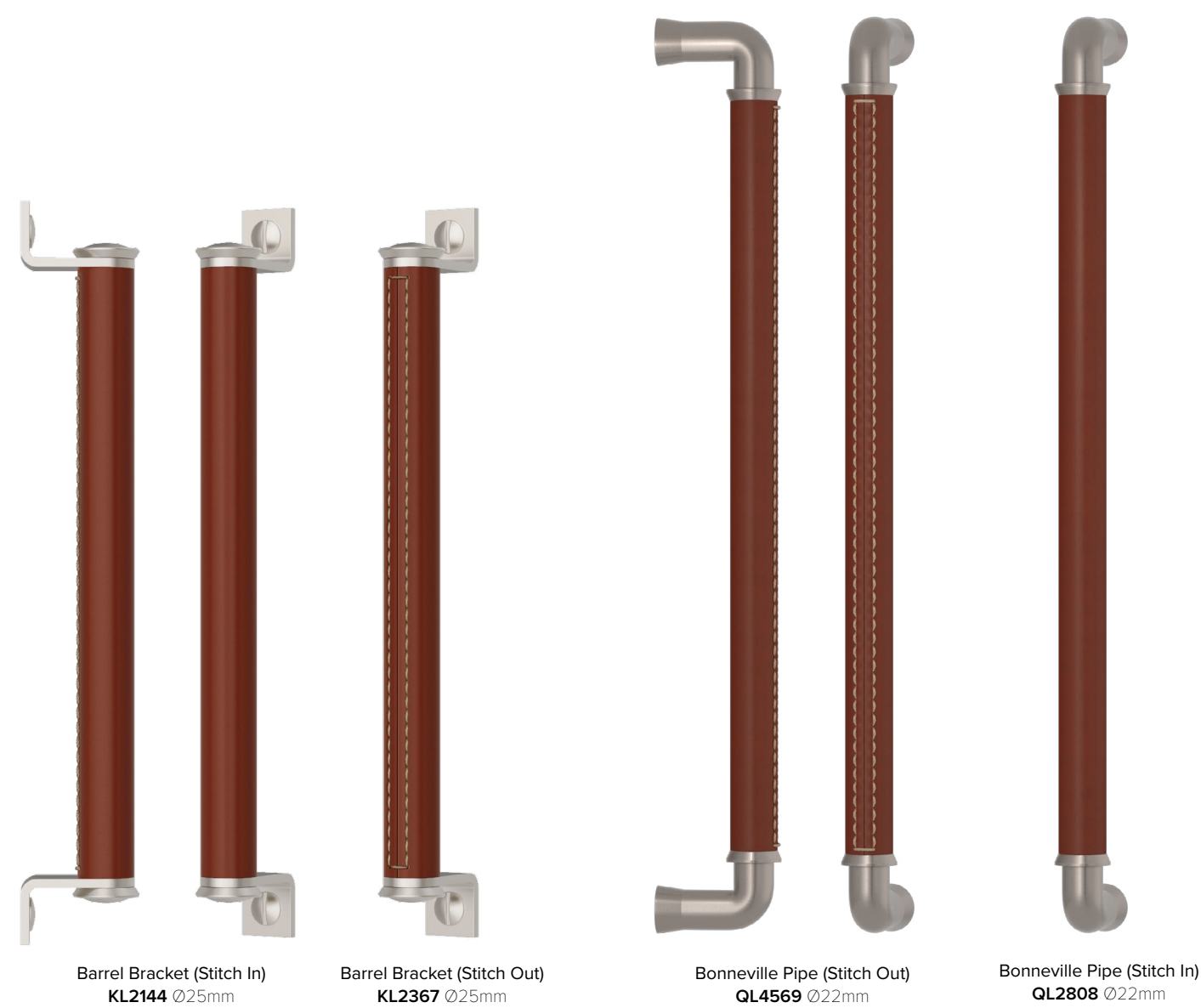





Shown here KL2367 Chestnut Leather with Fine Antique Brass

RECESS LEATHER APPLIANCE/PULLS

Hand-stitched bridle leather wrapped around high-quality brass and finished with decorative legs and collars. Our Bracket and Pipe designs have matching cabinet and lever handles and are available in both Stitch In and Stitch Out designs. Shown here in Chestnut Leather with Satin Nickel.



Code	BC/SN/PN/TW/FA/VP/VN/CB
KL2144	> 1000 2 Legs
KL2367	
QL4569	
QL2808	





Shown here R1120 in Slate Grey Leather with Fine Antique Brass
 Proejct credit: Modern British Kitchens

RECESS LEATHER APPLIANCE/PULLS

Solid brass legs with flush fitted end caps and hand-stitched, Italian bridle leather, this design allows for easy customisation of length without distrubing the beautiful stitched grip design.
 Shown here in Chestnut Leather with Satin Nickel.




Coffin leg Scroll (Stitch In)
R1120 Ø22mm



Coffin leg Scroll (Stitch Out)
R1133 Ø22mm

Code	BC/SN/PN/PU/TW/FA/VP/VN/CB		
R1120	> 850	851-1100	1101-1200
R1133	2 Legs	3 Legs	4 Legs



For further information talk to our sales team or visit www.turnstyledesigns.com | sales@turnstyledesigns.com




Shown here BL3847 in Custom Leather with Vintage Nickel


RECESS LEATHER APPLIANCE/PULLS

Contemporary, simple and bold, hand-stitched in the finest Italian bridle leather. Our Stepped and Plinth pulls start at 400mm centres. Matching door and furniture handles are also available, view our collections page on the website to find out more.

Shown here in Chestnut Leather with Satin Nickel.




Barrel Stepped (Stitch In)
BL3874 Ø25mm



Barrel Plinth (Stitch In)
PL2001 Ø25mm

Code	BC/SN/PN/PU/TW/FA/VP/VN/CB		
BL3874	> 1100	1101-1600	1601-2000
PL2001	2 Legs	3 Legs	4 Legs




For further information talk to our sales team or visit www.turnstyledesigns.com | sales@turnstyledesigns.com



Shown here R2077 in Raven Black Leather with Vintage Nickel

WOVEN LEATHER PULL HANDLES

Our luxurious woven leather pull handles, flat strips of leather woven into a seamless tube and bonded onto 22mm or 16mm grips, available in four distinct woven leather finishes. Shown here in Tobacco Leather with Satin Nickel.




Slim Woven Barrel
R2235 Ø16mm



Woven Barrel
R2077 Ø22mm

Code	BC/SN/PN/PU/TW/FA/VP/VN/CB			
R2235	> 550	551-1050	1051-1550	1551-2000
R2077	2 Legs	3 Legs	4 Legs	5 Legs



For further information talk to our sales team or visit www.turnstyledesigns.com | sales@turnstyledesigns.com



Shown here BS5599 in Satin Brass Waxed

SOLID CABINET PULLS

Our range of solid cabinet handles focus on quality, design and faultless finishing. Stepped and Plinth are both bold designs which will make a true statement in any interior space, whilst our Bracket handle offers a more retro, decorative look. View our collections page via the website for matching hardware to complete the look. Shown here in Bright Chrome.



Bracket **KS3322**



Barrel Stepped **BS5599**



Barrel Plinth **PS1099**



Coffin Leg Scroll **S6100**




Barrel **S1197** Ø12mm




Large Barrel **S1805** Ø16mm

Code	BC/SN/PN/PU/TW/FA/VP/VN				CB
KS3322	> 500 2 Legs				Contact Sales
BS5599	>550 2 Legs	551-1050 3 Legs	1051-1550 4 Legs	1551-2000 5 Legs	
PS1099					
S6100					
S1197					
S1805					




For further information talk to our sales team or visit www.turnstyledesigns.com | sales@turnstyledesigns.com



Shown here is the Plinth Hammered collection in Bright Chrome

SOLID HAMMERED CABINET PULLS

We only use high-quality brass for all of our production metal work, as this is the only material that will allow us to produce such a broad pallet of plated and patinated finishes. The Stepped, Plinth and Bracket are all bold designs, while our Barrel and Coffin Leg Scroll designs offer a contemporary, modern look.
Shown here in Polished Brass.




Bracket **HK3322**



Barrel Stepped **BH5599**



Barrel Plinth **HP1099**



Coffin Leg Scroll **HS6100**




Coffin Leg Scroll **PH7550**



Large Barrel **HS1805** Ø16mm

Code	BC/SN/PN/PU/BH/NH			
HK3322	> 500 2 Legs			
BH5599	>550 2 Legs	551-1050 3 Legs	1051-1550 4 Legs	1551-2000 5 Legs
HP1099				
PH7550				
HS6100				
HS1805				





Shown here R1300 in Custom Leather with Polished Nickel
Photo courtesy of Bath Bespoke

RECESS LEATHER CABINET PULLS

Popular for all the right reasons, our beautifully hand-stitched leather handles suit any interior space. Made with solid brass legs, ends and bases, they are available in both Stitch In and Stitch Out designs as well as many custom options. See our Modify page to discover more.
Shown here in Chocolate Leather with Fine Antique Brass.



Barrel **R1197** Ø12mm



Barrel (Stitch Out) **R1910** Ø12mm




Large Barrel **R1300** Ø16mm



Large Barrel (Stitch Out) **R1512** Ø16mm

Code	BC/SN/PN/PU/TW/FA/VP/VN/CB			
R1197				
R1910	> 540	541-1040	1041-1540	1541-2000
R1300	2 Legs	3 Legs	4 Legs	5 Legs
R1512				





Shown here PL2299 in Black Leather with Polished Brass

RECESS LEATHER CABINET PULLS

With matching door hardware for all of these cabinet pulls you can perfectly complete the look in any interior space. They can be extended for larger drawers, pantry cupboards, or luxury glassware cabinets. Shown here in Black Leather with Satin Nickel.



Bracket **KL5099**



Bracket (Stitch Out) **KL5787**



Barrel Stepped **BL8080**



Barrel Plinth **PL2299**




Coffin Leg Scroll **R1301**



Coffin Leg Scroll (Stitch Out) **R1285**

Code	BC/SN/PN/PU/TW/FA/VP/VN/CB			
BL8080	> 540	541-1040	1041-1540	1541-2000
PL2299	2 Legs	3 Legs	4 Legs	5 Legs
KL5099	> 500			
KL5787	2 Legs			
R1301	> 540	541-1040	1041-1540	N/A
R1285	2 Legs	3 Legs	4 Legs	

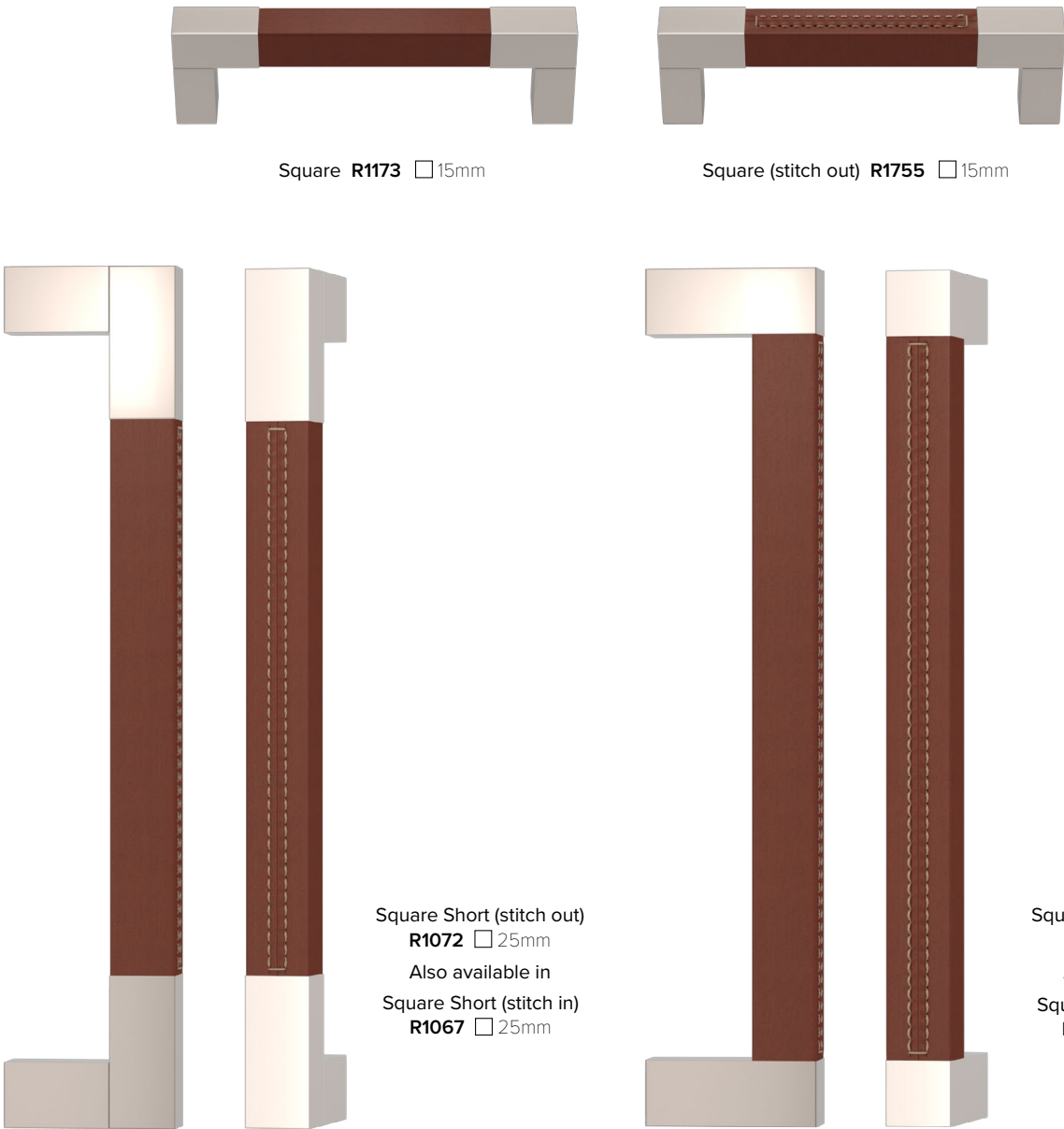





Shown here R1755 and R1072 in Chocolate Leather with Vintage Nickel
 Photo courtesy of Amazing Spaces, Greenwich

SQUARE RECESS LEATHER CABINET PULLS

CNC machined solid brass handles with hand stitched or bonded leather grips. Door levers and other hardware are available to match. View our collections page on the website to discover more.
 Shown here in Chestnut Leather with Satin Nickel.



Code	BC/SN/PN/TW/FA/VP/VN/CB			
R1173	> 515	516-1015	1016-1515	1516-2000
R1755	2 Legs	3 Legs	4 Legs	5 Legs
R1072				
R1067	> 1025	1026-1525	1526-2000	N/A
R1074	2 Legs	3 Legs	4 Legs	
R1068				





Shown here T1444 in Chocolate Leather with Satin Nickel

SADDLE LEATHER CABINET PULLS

We buy our leather from one of the best and oldest tanneries in Tuscany, Italy who produce the finest, naturally vegetable tanned, full grain bridle leather. These decorative saddle stitched designs are hand-stitched by a team of expert artisans, highlighting the stunning quality leather.

Shown here in our Slate Grey Leather with Vintage Nickel.




Full Covered Bar **T1470** Ø15mm



Saddle Bar **T1444** Ø15mm

Code	BC/SN/PN/PU/TW/FA/VP/VN/CB		
T1470	> 540	541-1040	1041-1200
T1444	2 Legs	3 Legs	4 Legs



For further information talk to our sales team or visit www.turnstyledesigns.com | sales@turnstyledesigns.com



Shown here SF1805 in Matt Black Chrome
Photo Courtesy of Harvey Jones Interiors

GOOSE NECK SOLID


Our range of solid cabinet handles are turned from solid brass, hand polished, finished and assembled. The hammered cabinet handles are individually hammered to produce luxurious hardware custom made for you. Shown here in Polished Nickel.



Solid Barrel **SF1197** Ø12mm



Solid Barrel **SF1805** Ø16mm




GOOSE NECK SOLID HAMMERED



Solid Barrel Hammered **HF1805** Ø16mm

Code	BC/SN/PN/PU/TW/FA/VP/VN/CB/BH/NH
SF1197	> 516
SF1805	2 Legs
HF1805	





GOOSE NECK COMBINATION LEATHER

Four simple options of the same design, with a choice of different diameters, our popular Barrel leather cabinet handles are suitable for full sized doors and cupboards. The elegant goose neck adds a softness and is a delicate finishing touch to any piece of furniture.

Shown here in Tan Leather with Polished Brass.



Barrel (stitch out) **RF1910** Ø12mm




Barrel **RF1197** Ø12mm



Barrel (stitch out) **RF1512** Ø16mm



Barrel **RF1300** Ø16mm




Code	BC/SN/PN/PU/TW/FA/VP/VN/CB
RF1910	
RF1197	> 516
RF1512	2 Legs
RF1300	

Shown here RF1197 and RF1300 in Black Leather with Satin Brass Waxed


ECHO SOLID

Designed by Christina Roberts, this pull handle was created to support the look and feel of a British classic, the Range cooker. The most important aspect of the design was to have a deeper leading edge than others on the market, to create a stronger line and distinctive feel. Available in nine solid brass finishes as well as custom options. Shown here in Polished Brass.




Echo **S1101**

Code	BC/SN/PN/PU/TW/FA/VP/VN					CB
S1101	> 149	150-449	450-749	750-1000		Contact Sales
	2 Fixings	3 Fixings	4 Fixings	5 Fixings		




ECHO SOLID HAMMERED

The Echo is also available hand-hammered, adding a further dimension and texture to the design. With six hammered finishes to choose from, these pulls will stand out in any project. Shown here in Polished Nickel



Echo **HS1101**

Code	BC/SN/PN/PU/BH/NH				
HS1101	> 149	150-449	450-749	750-1000	
	2 Fixings	3 Fixings	4 Fixings	5 Fixings	





Shown here S1101 in Vintage Nickel
Photo courtesy of Clarity Arts, Procter Images

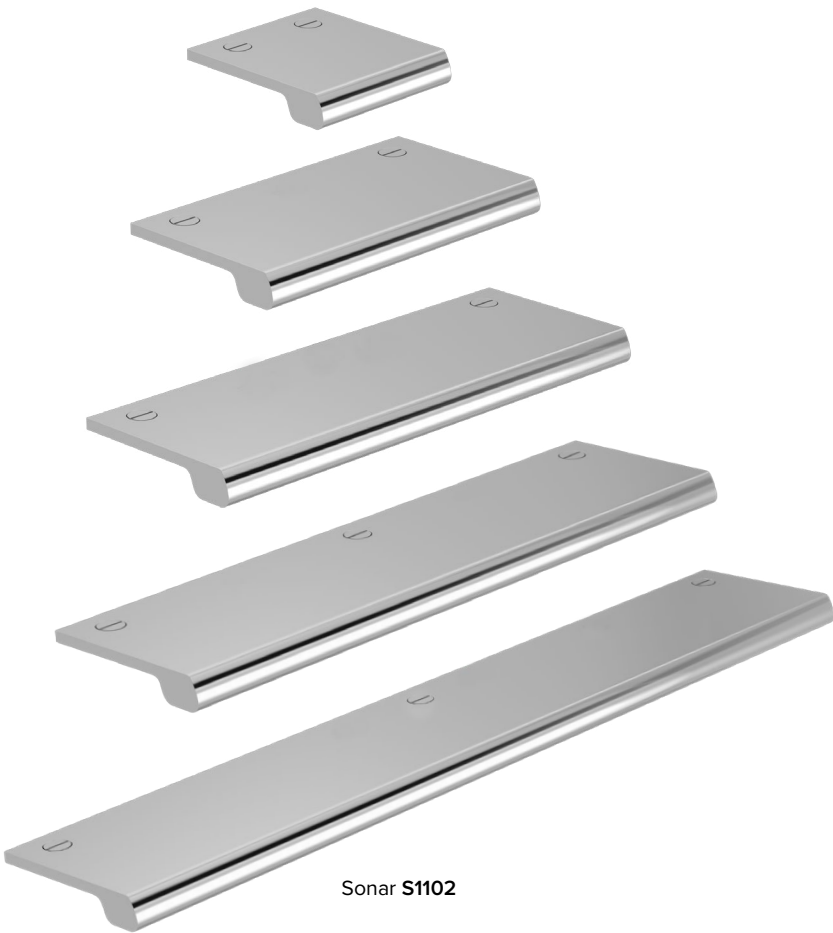





SONAR SOLID

Part of our flush-fitted cabinet pulls, designed by Christina Roberts, the Sonar was inspired by both sound and movement. Christina created a statement lip edge pull, by increasing the depth for both practical and visual purposes. Available in nine solid brass finishes.

Shown here in Bright Chrome



Code	BC/SN/PN/PU/TW/FA/VP/VN				CB
S1102	> 149 2 Fixings	150-449 3 Fixings	450-749 4 Fixings	750-1000 5 Fixings	Contact Sales



Shown here S1102 in Burnished Nickel

For further information talk to our sales team or visit www.turnstyledesigns.com | sales@turnstyledesigns.com


LEDGE SOLID

Simple extruded brass, rear fixed, available in six standard lengths. All beautifully finished in a selection of nine plated or hand patinated vintage finishes.
Shown here in Vintage Nickel.




Ledge **S2154**

Code	BC/SN/PN/PU/TW/FA/VP/VN					CB
S2154	> 149 2 Fixings	150-449 3 Fixings	450-749 4 Fixings	750-1000 5 Fixings	Contact Sales	




LEDGE SOLID HAMMERED

These hammered handles, again from solid brass, are individually hammered by hand. Fixed either vertically or horizontally, the Ledge design makes a real statement, especially on double doors.
Shown here in Burnished Nickel.



Ledge **HS2154**

Code	BC/SN/PN/PU/BH/NH				
HS2154	> 149 2 Fixings	150-449 3 Fixings	450-749 4 Fixings	750-1000 5 Fixings	






EDGE WING SCROLL RECESS LEATHER

The Edge Wing Scroll is a beautiful addition to any interior with its long linear design. Designed to be rebated into drawers or cupboards for a simple and original solution, it is available in five standard lengths and custom options. Shown here in Black Leather with Vintage Nickel.



Edge Wing Scroll **R5232**

Code	BC/SN/PN/PU/TW/FA/VP/VN/CB		
R5232	> 130 2 Fixings	131-189 3 Fixings	190-330 4 Fixings
	331-430 5 Fixings	431-530 6 Fixings	531-630 7 Fixings
	631-730 8 Fixings	731-830 9 Fixings	831-1000 10 Fixings



Shown here R5232 in Tan Leather with Bright Chrome
Photo courtesy of Panoramic Properties

CUSTOM SOLUTIONS





MODIFY

We offer modification and customisation options for clients, by using our existing stock components. This is a cost-effective way to enable a client to have a unique, bespoke design by modifying material, grips or finish and thereby benefiting from both price and delivery times.

Our customers are used to being able to put their own style into most products they buy, from cars and suits to furniture. We offer a completely bespoke service where you can either take one of our existing designs and customise it by size, finish or even casting, or if you still can't find something that suits, work with us to create something completely unique for you.

Our Modify service allows customers to take an existing product and specify exact custom lengths for cabinet D handles and door pulls, free issue their own leather or even stitch options. They can choose a specific metal finish – plated or patinated or have their own Amalfine™ grip design cast and finished. This service uses stock parts to manufacture custom pieces which help speed up delivery and cut down costs on bespoke hardware.



TAILOR MADE

Our Tailor Made service offers even more with complete custom options available to suit any interior.

Working with a myriad of materials, finishes and processes, our years of experience in design and production mean we are well equipped to solve most challenges thrown at us.

If you are not able to find something to suit your project in our brochures or via the Modify process, we will happily discuss developing and manufacturing your vision from start to finish.

We have the capabilities and know-how to manufacture most types of hardware, however complex, and have been the manufacturer of choice for some of the most prestigious clients in the world, including several superyacht builders. We understand the demands put on door and cabinet hardware and will ensure that your design not only looks amazing, but it is also built to last and functions smoothly.



TURNSTYLE
DESIGNS

MADE IN ENGLAND

Certified



Corporation

