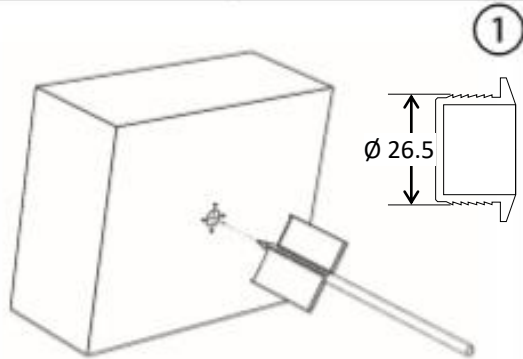
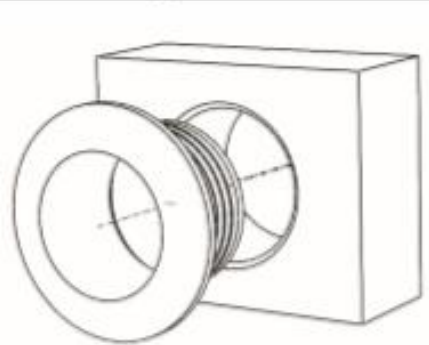


Push Button Assembly


Fitting Instructions



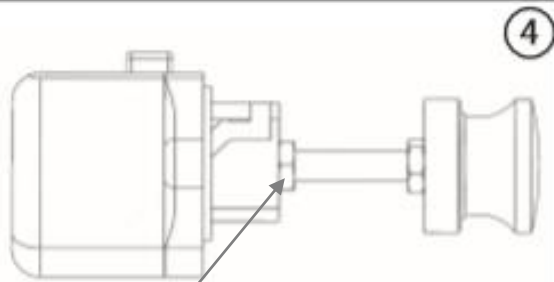
Drill to suit 26.5mm diameter – interference fit required.
Suggested drill diameter 25.4mm (1")



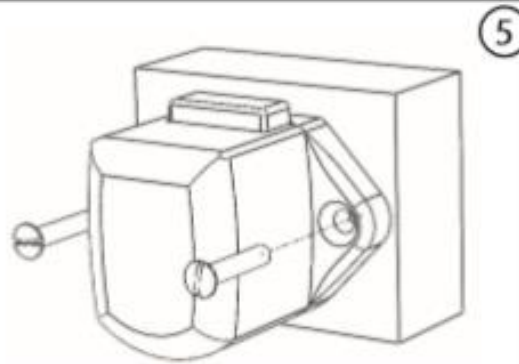
Insert rose – interference fit



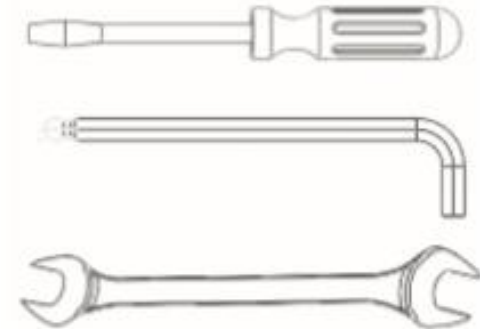
Lock push button and set screw together with first nut



Assemble as shown above.
Use second nut to secure flush Push Button with rose.



Screw complete lock assembly to wood with push button looking out



Tools Required
2.5mm Hex Key
10mm Spanner
Flat Head Screwdriver