

FURNITURE HARDWARE

13TH EDITION



TURNSTYLE
DESIGNS

MADE IN ENGLAND

'The details are not the details, they make the design.'

Charles Eames



TURNSTYLE
DESIGNS

Turnstyle Designs was founded in 1992 by Steve Roberts. The company, family owned and run, is now one of the regions largest employers and operates out of its own purpose-built factory in Barnstaple. Employing a wealth of talent from craftsmen, engineers and an excellent sales team, who all take great pride in producing and delivering some of the worlds finest door and cabinet hardware.

Turnstyle produce a broad palette of products, using a wide choice of materials including hand stitched leather, machined and hammered brass ware, as well as its own composite called Amalfine™. Turnstyle also use a range of custom materials including glass, shell and timber.

Turnstyle is proud to have supplied luxury hardware to many prestigious projects over the years, including luxury yachts, private residences, hotels and private clubs. From the eight stitches per inch to the cotton sleeve every handle is delivered in, attention to detail runs through the veins of the company in every aspect of business. The pride in producing each product is evident in its quality of design and service.

As proud winners of The Queens Award for Export, Turnstyle export over 75% of it business to dealer partners in over 30 countries around the world.





Environmental Ethos

Sustainability is a part of the Turnstyle DNA and we strive to be continually responsible with the materials we use, how we deal with waste and reducing our carbon footprint.

We have removed 99% of single use plastics from our packaging and replaced them with fast and completely biodegradable alternatives. We operate from a highly insulated factory and offices, using our own solar energy source. We recycle everything where possible, including canteen waste.

Even our materials are environmentally conscious, such as our leather which is tanned with natural vegetable dyes sourced from Italy. Our trademark Amalfine™ material is also made up of a composite blend, which includes by-products such as marble dust. Best of all we make our handles to last, strongly believing that if you buy well there is only a need to buy once.

We are working hard with all our staff to cut down air-travel, and endeavour to replace as many face to face meetings as we can with online sales and training sessions. Our 'Bike to Work' incentive scheme offers team members the opportunity to reduce their carbon emissions, while keeping fit and all our in-house food ordering is organic and locally produced.

With donations for tree preservation and planting, we have offset our carbon footprint three-fold, making us carbon negative. As proud members of '1% for the planet', we donate 1% or more of our annual turnover to environmental causes and organisations.



finishes

Living finishes

Living finishes are designed to change with time and use. Brass components which are polished and then treated using a number of different techniques to change the surface, either by accelerated aging as with the Vintage and Burnished finishes or brushing as with our Satin Brass.

All living finishes are finished with a highly durable wax, which will wear according to use, we do not use Lacquer, so as to avoid uneven blotchy wear.

Brass living finishes can be used outdoors, but will be subject to the specific atmosphere of the location and change accordingly.

Brass Living



Polished Brass (PU)

Solid brass, expertly polished to a high sheen, pure and simple with nothing added to allow the natural aging process or keep it polished with any good brass cleaning products. **LV-EXT**



Vintage Patina (VP)

Hand polished brass base, matt treatment before patinated to a rich dark brown, lightly distressed for highlights. Finished with a durable wax coating. **LV-EXT**



Fine Antique Brass (FA)

Hand polished brass, lightly patinated and brushed to highlight and contrast. Finished with a durable wax coating. **LV-EXT**



Satin Brass (TW)

Hand polished, then wire brushed for a golden finish. Wax coated. This finish will darken with age unless kept polished. **LV-INT**



Vintage Nickel (VN)

Nickel plated brass, skilfully patinated by our team of craftsmen, followed by hand distressing and wax polishing. **LV-INT**

Brass Plated



Bright Chrome (BC)

Sometimes referred to as Polished Chrome, solid brass base, highly polished, nickel base coat with a durable chrome top coat. Easy to maintain and our most durable finish. **PL-EXT**



Polished Nickel (PN)

Solid brass base, finished with our beautifully subtle nickel plating, silver with hints of yellow. Superb in contemporary or traditional interiors. Clean with any quality nickel polish. **PL-INT**



Satin Nickel (SN)


Still our most popular plated finish, solid brass with a fantastic, flat satin nickel plating, no brushwork. A superbly versatile finish that will stand the test of time. **PL-INT**



Matt Black Chrome (CB)


Our latest addition to our plated finishes, a four step process developed by our highly skilled team of finishers, this is a completely matt black plated finish. Highly durable and practical for interior or exterior use. **PL-EXT**

Hammered Living




Polished Brass (PU)

Solid brass, expertly polished, then hammered and polished a second time to a high sheen, with subtle light refraction. Nothing added to allow the natural aging process or keep it polished with any good brass cleaning products. **LV-EXT**



Burnished Brass (BH)

For our hammered finishes we use a more gentle technique to patinate, each piece is hand burnished to break the surface before being patinated, then subtly distressed, hand polished and waxed to give a luxurious antique finish, highlighting every hammer blow perfectly. **LV-EXT**



Burnished Nickel (NH)

Polished solid brass, individually hammered, then nickel plated before being hand burnished, patinated and distressed to be finished with a wax finish. Eight pairs of hands before assembly, QA and packing. **LV-INT**

Hammered Plated




Bright Chrome (BC)

Solid brass hand polished then individually hammered, before plated with a crisp and bright chrome plating. Highly reflective hammer blow texture that is easy to maintain and our most durable finish. **PL-EXT**



Polished Nickel (PN)

As with Chrome, solid brass, polished, hammered and re polished before being finished with our beautifully subtle nickel plating. Superb in contemporary or traditional interiors. Clean with any quality nickel polish. **PL-INT**



Satin Nickel (SN)

Solid brass, polished, individually hammered a thousand times, and finished with a fantastic, flat satin nickel plating, no brushwork. A superbly versatile finish that will stand the test of time. **PL-INT**

Code: LV - living finish. INT - interior use only. EXT - interior or exterior use. PL - plated finish


Amalfine™

Turnstyle Designs own proprietary composite blend of materials has been perfected over the past 28 years. Each finish is made up of its own unique blend of materials that run throughout the handle. Every piece is hand cast and hand machined before being finished in 2-3 separate processes that can take up to four hours to produce the perfect finish.


Warm to the touch, tactile and incredibly detailed our Amalfine™ finishes are also extremely durable and maintenance free. Each design and pattern translates differently according to the finish, see our website to view all designs in all finishes.

Please note Amalfine™ designs are recommended for interior use only.


Amalfine™



Cocoa (CO)
Dyed marble composite, plain designs reminiscent of mid century Bakelite.




Black Bronze (BB)
Dyed marble mixed with real bronze, highly polished to bring out the bronze highlights, a rich black that will go well in any interior.



Silver Bronze (SB)
Heavily loaded cold cast bronze, highly polished and waxed to produce a rich dark golden finish.

Amalfine™



Alupewt (AP)
A secret blend of composite metals, polished and dyed to bring out the highlights in the more detailed designs such as Shagreen.




Sand (SA)
Only available with specific designs such as Shagreen, Labyrinth, Hickory and Bullet.
Dyed marble, with a dark stain to produce a highly unique finish.



Bone (BN)
Made to order only, and only applicable to non textured designs.

Leather

Turnstyle Designs have been making leather door and cabinet hardware for more than 20 years, far longer than any of our imitators. Perfecting the process, all our handles are bonded and hand stitched using only the finest full grain, vegetable tanned bridal leather.



Chestnut (CN)
A glorious, reddish, nutty brown, full of life and finished with a natural thread.




Chocolate (CT)
A rich dark brown, our most popular colour, finished with a dark brown thread.



Black (BL)
A beautiful, subtle sheen, classic leather, finished with a black thread.



Tan (TA)
Light, luxurious leather, edged with a soft, natural thread.



Slate (GC)
A mid tone grey, growing in popularity, great with our silver plated finishes and edged with a silver grey thread.



White (BW)
White leather, white thread, white edging for a clean and contemporary look.

Woven Leather

Four classic finishes made from seamless cross weave leather, supplied by a small Italian specialist that has perfected the art of weaving flat strands of leather into seamless tubes. Bonded onto specially produced recessed brass work to retain and preserve the cut ends.



Tobacco (TC)
A reddish brown mix of woven strands to produce our best selling classic.



Flint Grey (FG)
A beautiful mid grey with a subtle dark smoked undertone.



Whisky (WK)
A light tan mix with dark edging.



Raven Black (RV)
Like the bird, a beautiful reflective black sheen, that comes alive as light catches it.

Leather like all natural materials will change with age, according to the situation, exposure to sunlight and usage (or lack of). The more you use it, the better it looks, the oils from your hands feed the leather and create a unique patina. Leather handles should only be used internally. Please see our leather care instructions for maintenance and cleaning.

Colour Variation

Vegetable tanning is an art rather than a science, please allow for slight variations in colour from batch to batch, this is all part of the charm of using such a beautiful and natural material.



Shown here – Barrel Recess Leather (Stitch Out) Door T Bars

Design Your Handle

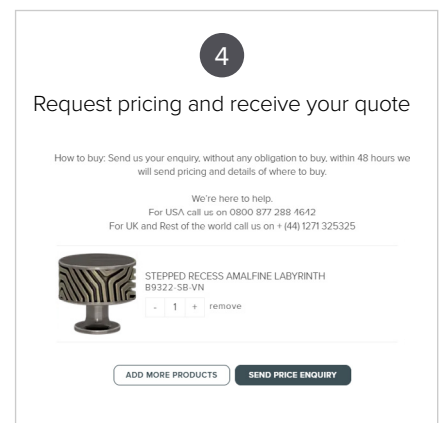
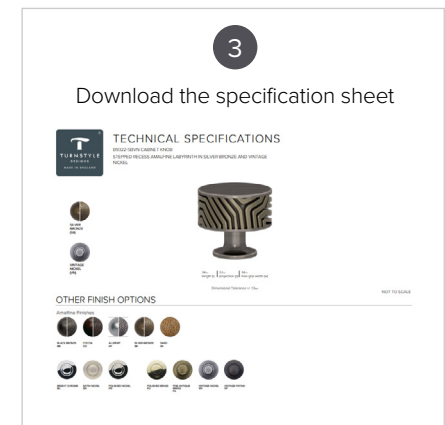
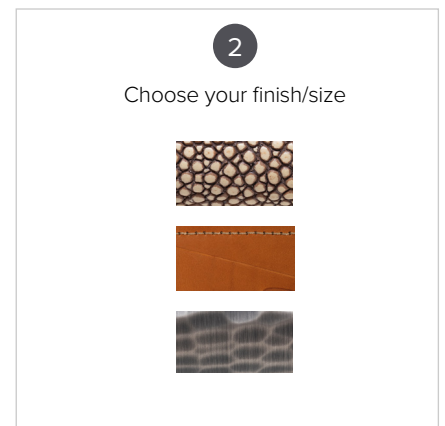
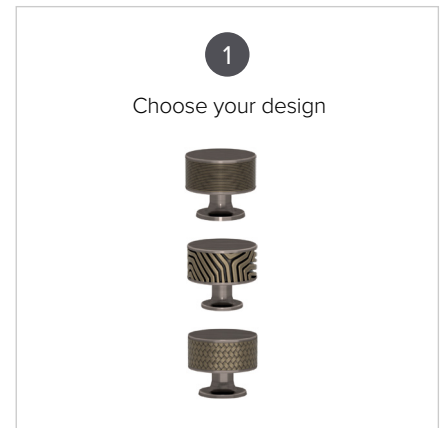
Select and filter your design, finishes or sizes using our website tool.

We are proud to have one of the most progressive websites in our industry, with a simple to use configuration tool which allows you to view every one of our designs in every combination of grip and body, leather, Amalfine™ and brass.


Choose your design, finish and size, download the specification sheet and then request your pricing. Our sales team will then send you a quote and tell you how to buy.

You can also keep up to date on our latest news, developments, events and dealerships, as well as read our blog where you will find interesting posts about what we are up to as a business and team.

www.turnstyledesigns.com



contents



Amalfine™
manufacturing 13



goose neck
combination Amalfine™
d handles 14



goose neck
combination Amalfine™
d handles 17



goose neck
combination Amalfine™
pull handles 18



recess Amalfine™ stacked
cabinet knobs 21



recess Amalfine™
and solid
cabinet knobs 23



balance Amalfine™
hickory cabinet
range 27



stepped recess
Amalfine™ labyrinth
cabinet range 29



recess Amalfine™
cabinet d handles 30



recess Amalfine™
cabinet d handles 33



recess Amalfine™
pull handles 34



recess Amalfine™ scroll
cabinet handles 37



recess Amalfine™
cabinet handles 39



recess Amalfine™ cabinet
T-bar handles 41



recess and combination
Amalfine™ T-bar mortice
handles 42



tone Amalfine™
cabinet handles 45



metal
manufacturing 47



hammered and
solid pull handles 48



solid
cabinet handles 49



goose neck solid and
hammered
cabinet handles 53
























solid and flush
hardware 55



solid and hammered
cabinet handles 57

contents

	solid hammered cabinet handles	59		savile cabinet handles	74
	leather manufacturing	61		button, plain bow and cup cabinet handles	75
	recess leather pull handles	62		edge and mortice wing cabinet handles	79
	recess leather cabinet handles	63		button strap cabinet handles	80
	recess leather pull handles	64		square strap cabinet handles	81
	recess leather cabinet handles	65		lux push button cabinet knobs	84
	recess leather pull handles	68		latching handles	86
	recess leather cabinet handles	69		customisation	91
	goose neck combination cabinet handles	70		dimensions	92
	goose neck combination pull handles	71		dimensions	94
	recess leather flush hardware	73		index	96



Shown here – Banded Egg Amalfine™ Door Knobs

Amalfine™ manufacturing

Amalfine™ is a composite blend which has become one of our trademarks and is entirely unique to Turnstyle.

Incredibly versatile and durable, each piece is hand cast, finished and will pass through at least eight pairs of hands before finally being packed for dispatch. Every piece is unique with its own individually crafted character and charm.

The finishes in the Amalfine™ range are more like materials than finishes, the colour runs throughout the design so unlike a surface finish it cannot wear off.

Using highly flexible silicone rubber moulds we are able to reproduce finger print detail from the masters we cast from and de-mould the parts without a seam.

After de-moulding, each design is carefully machined down to remove excess material and where applicable to accurately fit its brass partner.

After around six to eight hours of various polishing stages the beautiful lustre will remain for many years to come.

Every piece is unique with its own individually crafted character and charm.

Turnstyle also offer a Custom Casting and finishing service. For better understanding of the process visit our website and view the production movies www.turnstyledesigns.com



goose neck combination Amalfine™ D Handles


Hand cast Amalfine™ grips in seven diverse designs, available in five different Amalfine™ finishes with our nine beautiful metal finishes. These D handles can be made with single or double grips and co-ordinate with matching door levers and pull designs.

Shown here in Silver Bronze with Fine Antique Brass. Ø15mm



Up to 45 finish combinations per design, visit turnstyledesigns.com

Sizes available (centres)



Plain YF1163



Faceted YF1250



Bamboo YF2879

Above images are computer generated renders, please allow for some variation from actual product.

goose neck combination Amalfine™ D Handles



Up to 45 finish combinations per design,
visit turnstyledesigns.com

Sizes available (centres)




160mm



273mm



Shagreen YF1669



Wire YF1166



Woven YF1168



Rough Cut YF1161

Above images are computer generated renders, please allow for some variation from actual product.

Dimensions index p92. For full technical specifications contact our sales department or visit www.turnstyledesigns.com



Shown here – in Silver Bronze with Fine Antique Brass

goose neck combination Amalfine™ D Handles

A compact range of our best selling Amalfine D handles, produced with a larger diameter and with longer grips. Available in two lengths.

Shown here in Silver Bronze with Fine Antique Brass. Ø16mm




Up to 45 finish combinations per design, visit turnstyledesigns.com

Sizes available (centres)



Plain YF3092



Faceted YF3077



Wire YF3200



Woven YF3250

goose neck combination Amalfine™ pull handles

Six simple options of the same design, our popular Tube door pulls, suitable for full sized doors and cupboards. Matching door and window hardware is also available. See our Door Hardware brochure or website for further details. Shown here in Cocoa and Fine Antique Brass.



Up to 45 finish combinations per design, visit turnstyledesigns.com



Tube **DF1600**



Plain **DF1593**



Faceted Tube **DF1858**

Above images are computer generated renders, please allow for some variation from actual product.

goose neck combination Amalfine™ pull handles



Up to 45 finish combinations per design,
visit turnstyledesigns.com



Bamboo DF1059



Shagreen Tube DF2631



Woven DF1199

Above images are computer generated renders, please allow for some variation from actual product.

Dimensions index p92. For full technical specifications contact our sales department or visit www.turnstyledesigns.com



Shown here – in a selection of Amalfine™ finishes with Fine Antique Brass


recess Amalfine™ stacked cabinet knobs

Our stacked cabinet knobs are made from engineered brass work, or recessed Amalfine™, sandwiched between two brass layers. The perfect added touch to your furniture.


Shown here in Silver Bronze with Vintage Nickel Ø35mm



Up to 45 finish combinations per design,
visit turnstyledesigns.com




Barrel P5065



Faceted P5050



Shagreen P5098



Wire P5082



Woven P5011



Labyrinth B9322



Shown here – in Silver Bronze with Polished Nickel


recess Amalfine™ and solid button knobs

Our small, button cabinet knobs use either a brass work grip or our trademark Amalfine™, held between two brass layers.


Shown here in Alupewt with Bright Chrome. Ø22mm



Up to 45 finish combinations per design, visit turnstyledesigns.com



Shagreen **P8722**



Faceted **P8742**




Wire **P8755**



Labyrinth **B8108**



Round Solid **S1150**



Knurled Solid **S1184**



Square Solid **S1192**

□ 21mm

Above images are computer generated renders, please allow for some variation from actual product.

Dimensions index p92. For full technical specifications contact our sales department or visit www.turnstyledesigns.com



Photo courtesy of Tom Howley Kitchens - www.tomhowley.co.uk
Shown here Wire Scroll Cabinet Pull in Silver Bronze with Fine Antique Brass





Shown here – in four of our Amalfine™ finishes with a variety of brass finishes


balance Amalfine™ Hickory cabinet range

The Hickory was inspired by the North American hunting knives, often referred to as "Old Hickory". A simple Amalfine™ flat moulded grip finished with a stud fixing, creating a new twist on a cabinet handle and knob. A great choice for anyone looking for something original.

Shown here in all five of our Amalfine™ finishes with Polished Brass.




Up to 45 finish combinations per design, visit turnstyledesigns.com



Hickory E3700
Alupewt



Hickory E3955
Alupewt



Silver Bronze



Silver Bronze



Cocoa



Cocoa



Black Bronze



Black Bronze



Sand



Sand

Above images are computer generated renders, please allow for some variation from actual product.

Dimensions index p92. For full technical specifications contact our sales department or visit www.turnstyledesigns.com



Shown here – in Silver Bronze with Polished Nickel


stepped recess Amalfine™ Labyrinth cabinet range

Designed in collaboration with internationally renowned Winch Designs, the Labyrinth is inspired by nature and a mix of complex geometric and organic tones. Door levers, pulls and door knobs are also available in this striking design.

Shown here in Silver Bronze with Polished Nickel.



Up to 45 finish combinations per design, visit turnstyledesigns.com



D Handle **B7521**

Sizes available (centres)



Button Knob **B8108**



Push Button **B9009**



Door T-bar **B8254**



Stacked Cabinet Knob **B9322**



Cabinet T-bar **B9222**

Above images are computer generated renders, please allow for some variation from actual product.

Dimensions index p92. For full technical specifications contact our sales department or visit www.turnstyledesigns.com

recess Amalfine™ cabinet D handles

Hand cast Amalfine™ grips in seven diverse designs, available in up to six different Amalfine™ composite finishes with our nine beautiful metal finishes. These D handles can be made with single or double grips and co-ordinate with matching door levers and pull designs.

Shown here in Aluoewt with Satin Nickel. Ø15mm.




Up to 45 finish combinations per design, visit turnstyledesigns.com

Sizes available (centres)



Plain Y1163



Faceted Barrel Y1250



Bamboo Y2879

Above images are computer generated renders, please allow for some variation from actual product.

recess Amalfine™ cabinet D handles




Up to 45 finish combinations per design,
visit turnstyledesigns.com

Sizes available (centres)

 128mm


 241mm



Shagreen Y1669



Wire Y1166



Woven Y1168



Rough Cut Y1161

Above images are computer generated renders, please allow for some variation from actual product.

Dimensions index p92. For full technical specifications contact our sales department or visit www.turnstyledesigns.com



Photo courtesy of **Azzari** - www.azzari.be

Shown here - **Recess Amalfine™** Cabinet Handle D Handle Barrel Y3092 in Black Bronze with Fine Antique Brass

recess Amalfine™ cabinet D handles

Four of our best Amalfine™ designs, scaled up with a 16mm diameter grip and available in two longer sizes for larger drawers and cupboards.

Shown here in Black Bronze with Vintage Nickel. Ø16mm.



Up to 45 finish combinations per design, visit turnstyledesigns.com

Sizes available (centres)



Plain Y3092



Faceted Y3077



Wire Y3200



Woven Y3250

Above images are computer generated renders, please allow for some variation from actual product.

Dimensions index p93. For full technical specifications contact our sales department or visit www.turnstyledesigns.com

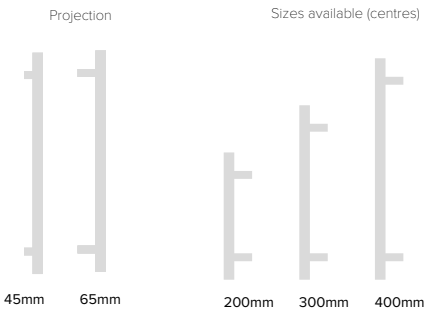
recess Amalfine™ pull handles

Designed to co-ordinate with door levers and cabinet pulls. Amalfine™ is a beautiful material that picks up every detail in our finely designed grips whilst remaining incredibly tactile and durable. Three standard lengths of single grips or multi-grips all with either 45mm or 65mm projections.

Shown here in Silver Bronze with Vintage Patina.



Up to 45 finish combinations per design, visit turnstyledesigns.com



Rough Cut **P1076**



Barrel **P1340**



Faceted Barrel **P2645**




Wire **P2991**

recess Amalfine™ pull handles



Up to 45 finish combinations per design,
visit turnstyledesigns.com



Bamboo **P2876**



Shagreen **P1079**



Woven **P2822**

Above images are computer generated renders, please allow for some variation from actual product.

Dimensions index p93. For full technical specifications contact our sales department or visit www.turnstyledesigns.com



Photo courtesy of Tom Howley Kitchens - www.tomhowley.co.uk
Shown here - Wire Scroll Cabinet Handle in Silver Bronze with Fine Antique Brass

recess Amalfine™ scroll cabinet handles




Heavy duty, solid brass bases with hand cast Amalfine™ grips. Our popular Scroll handles have the added advantage of covering up old fixing holes if replacing existing handles. Available in three sizes.

Shown here in Alupewt with Satin Nickel. Ø18mm.




Up to 45 finish combinations per design, visit turnstyledesigns.com

Sizes available (centres)


-  64mm
-  128mm
-  160mm



Barrel **P3141**



Faceted Barrel **P2861**



Shagreen **P3125**



Woven **P3130**



Wire **P3170**



Rough Cut **P3155**

Above images are computer generated renders, please allow for some variation from actual product.

Dimensions index p93. For full technical specifications contact our sales department or visit www.turnstyledesigns.com



Shown here – in Cocoa with Fine Antique Brass

recess Amalfine™ cabinet handles

The Coffin leg scroll pulls and T Bar cabinet handles are derived from our very popular scroll design. There are six distinct grip designs and the Coffin Leg pulls are available in two sizes.

Shown here in Silver Bronze with Bright Chrome.



Up to 45 finish combinations per design, visit turnstyledesigns.com


Sizes available (centres)

 128mm


 160mm




Barrel P3546



Barrel P3707




Faceted Barrel P2880



Faceted Barrel P3002




Shagreen P3501




Shagreen P3697




Wire P3555



Wire P3710




Woven P3520



Woven P3699




Rough Cut P3512



Rough Cut P3702

Above images are computer generated renders, please allow for some variation from actual product.

Dimensions index p93. For full technical specifications contact our sales department or visit www.turnstyledesigns.com



Shown here – in a mixture of Amalfine™ and Leather Cabinet T-Bar with Bright Chrome

recess Amalfine™ cabinet T bar handles

Rear fixed and available as turning (to operate latches or espagnolettes) or fixed dead, made with solid brass, Amalfine™ or hand stitched leather grips. These miniature T bar handles co-ordinate perfectly with our D handles and other cabinet hardware.

Shown here in Cocoa with Polished Brass Ø15mm



Up to 35 finish combinations per design,
visit turnstyledesigns.com



Bamboo
Fixed: **P1012FD**
Turning: **P1012**



Rough Cut
Fixed: **P1013FD**
Turning: **P1013**



Shagreen
Fixed: **P3016FD**
Turning: **P3016**



Wire
Fixed: **P3036FD**
Turning: **P3036**



Woven
Fixed: **P3030FD**
Turning: **P3030**



Faceted
Fixed: **P3022FD**
Turning: **P3022**

Above images are computer generated renders, please allow for some variation from actual product.

Dimensions index p93. For full technical specifications contact our sales department or visit www.turnstyledesigns.com

solid and combination T bar handles

Machined with an 8mm spindle follower to work on espagnolette systems to lock cupboards or doors. Elegantly waisted bodies with tapered grips in leather, brass or Amalfine™.

Shown here on 52mm round rose in Polished Nickel, Slate Grey leather with Polished Nickel and Alupewt with Polished Nickel.




Up to 54 finish combinations per design, visit turnstyledesigns.com




Solid Tube **S1686**




Solid Hammered Tube **HS1686**




Combination Leather Tube (stitch in) **C1481**



Combination Leather Tube (stitch out) **C1290**



Combination Amalfine™ Tube **D1686**



Combination Amalfine™ Bamboo **D1291**



Combination Amalfine™ Faceted Tube **D1811**



Combination Amalfine™ Shagreen Tube **D2584**


Above images are computer generated renders, please allow for some variation from actual product.

solid and recess T bar handles


Solid brass, hammered brass or Amalfine™ grips on a simple barrel base.

Also available in a smaller cabinet handle option to match.


Shown here on 52mm round rose in Polished Nickel, Slate Grey leather with Polished Nickel and Alupewt with Polished Nickel.




Up to 54 finish combinations per design, visit turnstyledesigns.com




Solid Barrel **S2017**




Solid Hammered Barrel **HS2017**




Recess Leather Barrel (stitch in) **R1913**




Recess Leather Barrel (stitch out) **R1911**



Recess Amalfine™ Barrel **P2017**



Recess Amalfine™ Rough Cut **P2359**




Recess Amalfine™ Shagreen **P1912**



Recess Amalfine™ Wire **P2361**



Recess Amalfine™ Woven **P2230**



Recess Amalfine™ Faceted **P3408**

Above images are computer generated renders, please allow for some variation from actual product.

Dimensions index **p93**. For full technical specifications contact our sales department or visit www.turnstyledesigns.com



Shown here – **Tone Amalfine™** cabinet handles in **Black Bronze**

tone Amalfine™ cabinet handles

Simple, bold forms beautifully shaped and designed to be in tune with contemporary and transitional interiors. Hand cast in Amalfine™, with a subtle sheen finish, ergonomic and original.

Shown here in Cocoa




Up to 5 finishes per design, visit turnstyledesigns.com



Small Panini **Z1726**




Large Panini **Z1723**



Small Panini Wedge **Z1732**



Medium Panini Wedge **Z1735**



Extra Large Panini Wedge **Z1731**

Above images are computer generated renders, please allow for some variation from actual product.

Dimensions index p93. For full technical specifications contact our sales department or visit www.turnstyledesigns.com






Shown here – Scroll Cabinet T Bar

Solid Brass

Turnstyle uses a host of manufacturing processes to produce the very best result for each design and product. These include CNC machining, turning, milling, forging, investment casting and extrusion. All carried out by highly skilled precision engineers.

A selection of our Solid designs are available with our hammered texture applied. Every design is individually hammered with up to a thousand hammer blows per grip, each handle is made to order and completely unique. Whatever finish you wish to apply, our Hammered range is a luxurious option and versatile enough to work in any interior.



solid and hammered pull handles

Machined from brass either polished or hand hammered grips. Available in three lengths and our extensive choice of beautiful metal finishes.


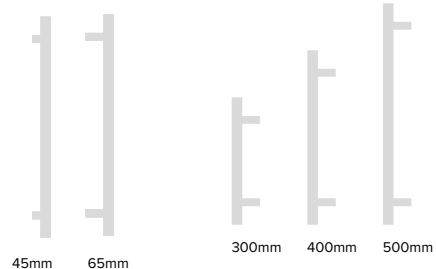
Shown here in Polished Brass. Ø25mm



Up to 9 finishes per design, visit turnstyledesigns.com

Projection

Sizes available (centres)



Solid Barrel
S1340

Solid Barrel Hammered
HS1340

Above images are computer generated renders, please allow for some variation from actual product.

solid cabinet handles

Turned and milled from solid brass, hand polished, finished and assembled our range of simple, solid cabinet handles focuses on quality, design and absolutely faultless finishing. See our website or Door Hardware Brochure for co-ordinating door and window handles.

Shown here in Polished Brass.


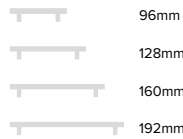


Up to 9 finishes per design, visit turnstyledesigns.com



Barrel S1197 Ø12mm

Sizes available (centres)



Barrel T-bar Ø15mm

Fixed: **S1003FD**

Turning: **S1003**



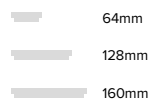
Large Barrel S1805 Ø16mm

Sizes available (centres)



Scroll S2231 Ø18mm

Sizes available (centres)



Coffin Leg Scroll S6100

Sizes available (centres)



Stacked cabinet knob S2090 Ø35mm



Scroll T bar S4100 Ø18mm



Round Solid S1150
Ø22mm



Knurled Solid S1184
Ø22mm



Cylinder S1206
Ø19mm



Small Circle S1202
Ø35mm



Large Circle S1204
Ø60mm

Above images are computer generated renders, please allow for some variation from actual product.

Dimensions index p94. For full technical specifications contact our sales department or visit www.turnstyledesigns.com



Photo courtesy of Jonathan Williams - www.jonathanwilliamskitchens.ie
Shown here **Solid Scroll Pull Handle** in Polished Brass





Shown here – in Polished Brass

goose neck solid and hammered cabinet handles

Our range of simple, solid cabinet handles are turned and milled from solid brass, hand polished, finished and assembled. See our website or Door Hardware Brochure for co-ordinating door and window handles.

The hammered cabinet handles, again from solid brass, are individually hammered to produce luxurious hardware custom made for you.

Shown here in Satin Nickel.



Up to 9 finishes per design, visit turnstyledesigns.com



Solid Tube
SF1600 Ø20mm

Hammered Tube
HF1600 Ø20mm



Solid Barrel SF1197 Ø12mm

Solid Barrel Hammered HF1197 Ø12mm

Sizes available (centres)

	128mm
	160mm
	192mm
	224mm



Solid Barrel SF1805 Ø16mm

Solid Barrel Hammered HF1805 Ø16mm

Sizes available (centres)

	256mm
	332mm

Above images are computer generated renders, please allow for some variation from actual product.



Shown here – Solid Slimline Flush Pull in Fine Antique Brass

solid and flush hardware

Machined from solid brass with invisible fixings and available with our faux leather inlays to prevent scratching and marking.

Shown here in Fine Antique Brass.



Up to 9 finishes per design, visit turnstyledesigns.com



Rectangle Flush Pull **S1955**



Slimline Flush Pull **S1920**



Round Fixed Flush Pull **S2829**



Square Scroll **S2233** 15mm

Sizes available (centres)

- 64mm
- 128mm
- 160mm



Ledge **S2154**

Sizes available (lengths)

- 55mm
- 120mm
- 200mm

Custom lengths available



Above images are computer generated renders, please allow for some variation from actual product.

Dimensions index p94. For full technical specifications contact our sales department or visit www.turnstyledesigns.com




Shown here – in Bright Chrome

solid hammered cabinet handles


Solid brass handles painstakingly hammered by the hands of our skilled craftsmen. These beautiful handles take hours to make and are custom made to order. Each one, hammered by hand, will be totally unique. Door and window handles to match. Shown here in Polished Nickel



Up to 6 finishes per design, visit turnstyledesigns.com




Scroll T-bar **HS4100** Ø18mm




Coffin Leg Scroll **HS6100** Ø18mm

Sizes available (centres)

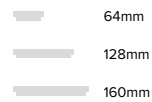


Stacked Cabinet Knob **HS2090** Ø35mm



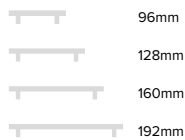
Scroll **HS2231** Ø18mm

Sizes available (centres)



Barrel **HS1197** Ø12mm

Sizes available (centres)



Large Barrel **HS1805** Ø16mm

Sizes available (centres)



Above images are computer generated renders, please allow for some variation from actual product.

Dimensions index p94. For full technical specifications contact our sales department or visit www.turnstyledesigns.com



Photo courtesy of Panoramic Properties - www.panoramic-properties.com
Shown here -- Large Ledge in Burnished Brass


solid hammered cabinet handles

The solid brass handles are hand polished and individually hammered by skilled craftsmen, to produce these unique works of art.

Shown here in Burnished Nickel.









Up to 6 finish combinations per design, visit turnstyledesigns.com



Square Scroll **HS2233** 15mm




Sizes available (centres)

-  64mm
-  128mm
-  160mm




Ledge **HS2154**

Sizes available (lengths)

-  55mm
-  120mm
-  200mm

Custom lengths also available

Above images are computer generated renders, please allow for some variation from actual product.



Shown here – A variety of Recess Leather (stitch out) Scroll Cabinet handles
in Chestnut Leather with Polished Nickel

Leather manufacturing

Our leather is sourced from some of the finest tanneries in the world in Tuscany, Italy. We use only the very best full grained (top and strongest section), vegetable tanned (all natural), drum dyed, bridle or saddle leather.

Leather like all natural materials will change with age, according to the situation, exposure to sunlight and usage or lack of. The more you use it, the better it looks, the oils from your hands feed the leather and create a unique patina. Like an old handbag or briefcase the character of the leather gets richer with age.

Colour Variation

Vegetable tanning is an art rather than a science, please allow for some variations in colour from batch to batch and even from hide to hide in some cases. This is all part of the charm of using such a beautiful and natural material.


Wear and Care

As with a good handbag or pair of shoes the leather will appreciate being fed from time to time, we recommend twice a year with a good quality leather cream, or we can supply a recommended cream if you wish.

Do not clean with solvents or chemicals, as this will not only affect the leather but also soak through and destroy the glue. Scratches and dents can be removed by a simple “boning” process that brings the oils back to the surface and repairs by simply working the leather area in circular motions with a boning tool (or the back of a spoon).

If the leather gets dirty use a small amount of soapy water, let it dry and finish with a natural wax. Try and remove dust if the handles are not being used, as dust dries out the leather.

With a small amount of care your handles will last for years and years to come.



recess leather pull handles

Solid brass legs and ends with flush fitted, hand stitched and bonded vegetable tanned leather. Custom lengths available to order subject to quantities, please apply to our sales department.

Shown here in Tan Leather with Polished Brass.



Up to 54 finish combinations per design, visit turnstyledesigns.com



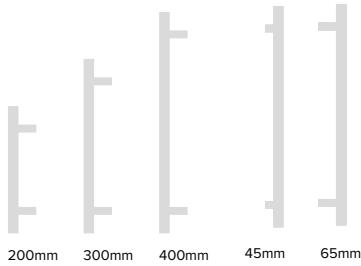
Sizes available (centres)

Projection


Sizes available (centres)

Projection


Sizes available (centres)



Barrel (stitch out)
R1075 Ø25mm



Slim Barrel (stitch out)
R1073 Ø19mm



Coffin leg Scroll (stitch out)
R1133 Ø22mm

Above images are computer generated renders, please allow for some variation from actual product.

recess leather cabinet handles

Our best selling handles, made with solid brass legs, ends and bases, finished with durable Italian bridle leather grips, hand stitched and bonded in England. Custom length D handles available.

Shown here in Tan Leather with Polished Brass



Up to 54 finish combinations per design, visit turnstyledesigns.com



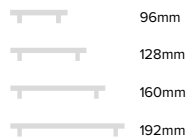
Large Barrel (stitch out) R1512 Ø16mm

Sizes available (centres)





Barrel (stitch out) R1910 Ø12mm

Sizes available (centres)



Scroll (stitch out) R2232 Ø18mm

Sizes available (centres)




Small T-bar Barrel (stitch out) Ø15mm

Fixed: **R1026FD**
Turning: **R1026**



Coffin leg Scroll (stitch out) R1285 Ø18mm

Sizes available (centres)



Barrel T-bar (stitch out) Ø12mm
R1928



Button R9202 Ø22mm



Scroll T-bar (stitch out) R4150 Ø18mm

Above images are computer generated renders, please allow for some variation from actual product.

Dimensions index p94. For full technical specifications contact our sales department or visit www.turnstyledesigns.com

recess leather pull handles

Solid brass legs and ends with flush fitted, hand stitched and bonded Italian vegetable tanned leather. Available in 200mm, 300mm or 400mm lengths and three diameters. Other custom lengths available to order subject to quantities, please apply to our sales department.



Up to 54 finish combinations per design, visit turnstyledesigns.com

Shown here in Chocolate Leather with Fine Antique Brass.

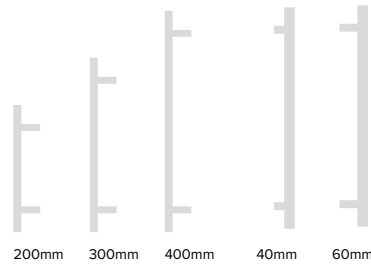
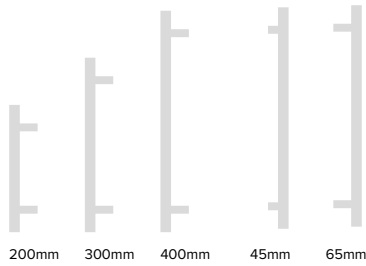
Sizes available (centres)

Projection


Sizes available (centres)

Projection

Sizes available (centres)



Barrel (stitch in)
R1070 Ø25mm



Slim Barrel (stitch in)
R1069 Ø19mm



Coffin leg Scroll (stitch in)
R1120 Ø22mm


Above images are computer generated renders, please allow for some variation from actual product.

recess and saddle leather cabinet handles

Solid brass legs, ends and bases hand made with durable bridle leather grips, assembled and bonded by hand in England. Custom length D handles available.

Up to 54 finish combinations per design, visit turnstyledesigns.com

Shown here in Chocolate Leather with Fine Antique Brass.



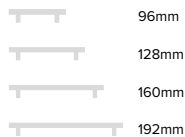
Large Barrel **R1300** Ø16mm

Sizes available (centres)



Barrel **R1197** Ø12mm

Sizes available (centres)



Scroll T-bar **R4100** Ø18mm



Full Covered T-bar **T1495** Ø15mm



Scroll **R2231** Ø18mm



Full Covered Bar **T1470** Ø15mm



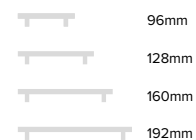
Coffin leg Scroll **R1301** Ø18mm

Sizes available (centres)



Saddle Bar **T1444** Ø15mm

Sizes available (centres)




Barrel T-bar **R1198** Ø12mm



Small T-bar Barrel (stitch in) Ø15mm

Fixed: **R1027FD**

Turning: **R1027**



Stacked Cabinet Knob **R5065** Ø35mm

Above images are computer generated renders, please allow for some variation from actual product.

Dimensions index p95. For full technical specifications contact our sales department or visit www.turnstyledesigns.com






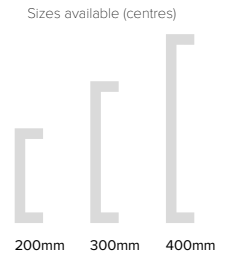
recess leather pull handles

Reassuringly heavy and solid, made from 25mm (1 inch) solid brass with hand stitched bridle leather flush to fit. Available in 200mm, 300mm or 400mm centres.

Shown here in our Black Leather with Bright Chrome.



Up to 54 finish combinations per design, visit turnstyledesigns.com



Square Long (stitch in)
R1068 □ 25mm

Square Long (stitch out)
R1074 □ 25mm

Square Short (stitch in)
R1067 □ 25mm

Square Short (stitch out)
R1072 □ 25mm

Above images are computer generated renders, please allow for some variation from actual product.

recess leather cabinet handles

CNC machined solid brass handles with hand stitched and bonded leather grips. Door levers and other hardware available to match.


Shown here in our Black Leather with Bright Chrome.




Up to 54 finish combinations per design, visit turnstyledesigns.com



Square **R1173** □ 15mm




Square T bar **R1199** □ 15mm



Square (stitch out) **R1755** □ 15mm

Sizes available (centres)



Square T bar (stitch out) **R1929** □ 15mm

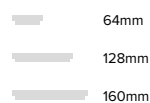


Square Scroll **R2233** □ 15mm



Square Scroll (stitch out) **R2234** □ 15mm

Sizes available (centres)



Ledge **R2154**

Above images are computer generated renders, please allow for some variation from actual product.

Dimensions index p95. For full technical specifications contact our sales department or visit www.turnstyledesigns.com

goose neck combination leather cabinet handles

Four simple options of the same design, with an option of different diameters, our popular Barrel leather cabinet handles are suitable for full sized doors and cupboards. The elegant goose neck adds a softness and is a perfect finishing touch to any piece of furniture.

Shown here in Slate Grey Leather with Polished Nickel.



Up to 54 finish combinations per design, visit turnstyledesigns.com



Barrel (stitch out) **RF1910** Ø12mm



Barrel **RF1197** Ø12mm

Sizes available (centres)

	128mm
	160mm
	192mm
	224mm



Barrel (stitch out) **RF1512** Ø16mm



Barrel **RF1300** Ø16mm

Sizes available (centres)

	256mm
	332mm

Above images are computer generated renders, please allow for some variation from actual product.

goose neck combination leather pull handles

Our popular Tube leather pull handles, suitable for full sized doors and cupboards. Matching door and window hardware is also available. See our Door Hardware brochure or website for further details.

Shown here in Slate Grey Leather with Polished Nickel.



Up to 54 finish combinations per design, visit turnstyledesigns.com



Tube Split
(stitch out) **CF1607**



Tube Split
(stitch in) **CF1608**



Tube Long
(stitch out) **CF1611**



Tube Long
(stitch in) **CF1416**

Above images are computer generated renders, please allow for some variation from actual product.

Dimensions index p95. For full technical specifications contact our sales department or visit www.turnstyledesigns.com



Shown here – in Black Tea faux Leather with Polished Nickel


recess leather flush hardware

Our flush fitted handles range has been growing every year, by popular demand and is now available in all sorts of shapes and sizes. Machined from solid brass with invisible fixings and available with our faux leather inlays to prevent scratching and marking.

Shown here in Black tea Faux Leather and Black Leather with Polished Brass.




Up to 54 finish combinations per design,
visit turnstyledesigns.com




Flush Pull
R1955



Slimline Flush Pull
C1959



Bordered Flush Pull
R3123



Recessed Flush Pull
R3150

Above images are computer generated renders, please allow for some variation from actual product.

Dimensions index p95. For full technical specifications contact our sales department or visit www.turnstyledesigns.com

savile cabinet handles

Lovingly made by our leather craftsmen and women, these fully wrapped, hand stitched leather handles are finished with wet rubbed sealed edges. Luxurious leather handles, timeless and stylish for any interior.

Shown here in Chestnut Leather.



Up to 6 finishes per design, visit turnstyledesigns.com



Wave Small H1194

Length 50mm




Wave Medium H1195

Length 170mm



Wave Large H1196

Length 235mm



Bench H1192

Sizes available (centres)

	64mm
	96mm
	128mm
	160mm



Button H1190

Ø45mm



Button small H1191

Ø34mm

Above images are computer generated renders, please allow for some variation from actual product.

button, plain bow and cup cabinet handles

Stitched over a steel frame for structure, wet rubbed sealed edges and fitted with decorative capped bolts. Made from our durable vegetable tanned leather, the more you use them the better they look.

Shown here in Chestnut Leather with Polished Brass.



Up to 54 finish combinations per design, visit turnstyledesigns.com



Brass Framed Cup **A1183**



Tab Button **A1184**



Plain Tab **AP1184**



Bow Button Small **A1182**
96mm centres



Small **AP1182**
96mm centres



Bow Button Medium **A1181**
128mm centres



Medium **AP1181**
128mm centres



Bow Button Large **A1180**
160mm centres



Large **AP1180**
160mm centres

Above images are computer generated renders, please allow for some variation from actual product.

Dimensions index p96. For full technical specifications contact our sales department or visit www.turnstyledesigns.com



Photo courtesy of Harvey Jones Kitchens - www.harveyjones.com
Shown here - Bow Button and Brass Framed Cup in Slate Grey Leather with Fine Antique Brass





Image courtesy of Panoramic Properties - www.panoramic-properties.com
Shown here – in Tan Leather with Bright Chrome

edge and mortice wing cabinet handles

Two styles of leather edge pulls. Designed to be rebated into drawers or cupboards for a simple and original solution. The Edge Wing Scroll, another beautiful addition to interior with its long linear design, and is available in 5 different sizes.

Shown here in Black Leather with Bright Chrome.








Up to 54 finish combinations per design, visit turnstyledesigns.com



Edge Wing Scroll R5232

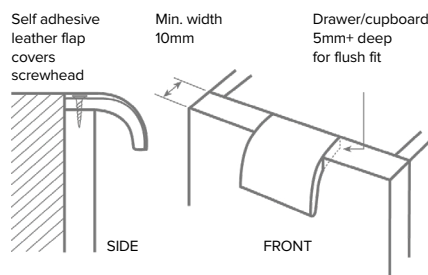
Sizes available (lengths)

	90mm
	140mm
	190mm
	240mm
	290mm



Medium L1186

Length 60mm



Large Mortice Wing L1185

Length 198mm

Above images are computer generated renders, please allow for some variation from actual product.


square strap cabinet handles

Our 4mm thick straps come with either a stitched or plain leather finish. They are fitted with engendered square ends and pinned to prevent them from moving. Its the detail that counts.

Shown here in Slate Grey Leather with Satin Nickel.

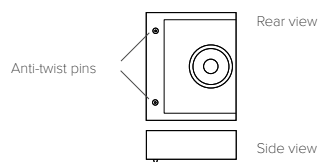


Up to 45 finish combinations per design, visit turnstyledesigns.com




Square Strap (stitched) U1684

Sizes available (centres)



Square Loop (stitched) U1882



Square Strap (plain) UP1684

Sizes available (centres)



Square Loop (plain) UP1882

Above images are computer generated renders, please allow for some variation from actual product.

Dimensions index p96. For full technical specifications contact our sales department or visit www.turnstyledesigns.com

button strap cabinet handles

Thick vegetable tanned leather inked, bevelled and polished edges, which are fixed with a simple button covered screw. Inexpensive luxury which will compliment your furniture.

Shown here in Slate Grey Leather with Satin Nickel.



Up to 45 finish combinations per design, visit turnstyledesigns.com



Button (stitched) Small **U1187**

96mm centres



Button (stitched) Medium **U1186**

128mm centres




Button (stitched) Large **U1185**

160mm centres




Button Loop (stitched) **U1189**




Button (plain) Medium **UP1187**

96mm centres



Button (plain) Medium **UP1186**

128mm centres



Button (plain) Medium **UP1185**

160mm centres



Button Loop (plain) **UP1189**

Above images are computer generated renders, please allow for some variation from actual product.

Dimensions index p96. For full technical specifications contact our sales department or visit www.turnstyledesigns.com



Shown here – Collection of Solid Cabinet Handles in Matt Black Chrome



Shown here – Collection of Recess Leather Cabinet Handles in Tan Leather with Polished Nickel



Shown here – Collection of Recess Amalfine™ Faceted Cabinet Handles in Black bronze with Satin Brass



Shown here – Collection of Recess Amalfine™ Wire Cabinet Handles in Cocoa with Fine Antique Brass

lux push button cabinet knobs

Precision engineered out of solid brass and designed to work with our lux push button latch. These luxury flush push button cabinet knobs are perfect for super yachts or as an original, elegant way to finish your cabinets. For further information visit our website or call our sales team.


Shown here in a variety of designs and material finishes.



Up to 54 finish combinations per design, visit turnstyledesigns.com



Labyrinth button on round
B9009



Shagreen button on round
P2993




Wire button on round
P3008



Recess leather button on round
R2986



Faceted button on round
P3013



Locked



Open

Above images are computer generated renders, please allow for some variation from actual product.


lux push button cabinet knobs

Precision engineered from solid brass to work with our lux push button latch, or more cost effective versions. These luxury push button knobs sit flat and flush when locked then push to release.


Shown here in Bright Chrome.



Up to 9 finishes per design, visit turnstyledesigns.com




Square button on round
S3048




Domed button on square
S3045




Domed button on round
S3044



Square button on Square
S3049



Knurled button on round
S3046



Lux push button latch
PLK0210

Solid brass, very quiet action and precision engineered to last a lifetime.

Above images are computer generated renders, please allow for some variation from actual product.

Dimensions index p96. For full technical specifications contact our sales department or visit www.turnstyledesigns.com

latching handles

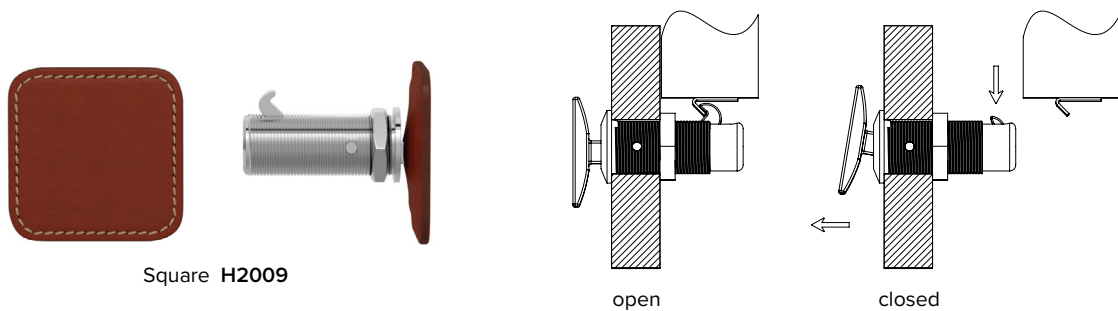
More options for latching handles. Simple, ingenious ways of keeping your cabinets shut, lift the leather handle to release the catch and pull open or push the button to open. Not just for yachts, they are a better way to keep cupboards shut, smarter than magnetic or friction catches.

Shown here in Chesnut Leather and Bright Chrome.



Up to 54 finish combinations per design, visit turnstyledesigns.com

Lift Latches



More options for latching handles.



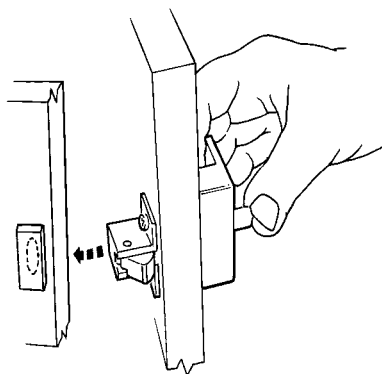
Recess Leather Ledge **R1989**




Solid Ledge **S1989**



Hammered Ledge **HS1989**



Latch options Sprung Latch and Stop/Keep



Solid brass, with brass stop/keep. Simple to fit, durable, quiet and reliable. Operates by pushing to release, automatically latches on closing.

Above images are computer generated renders, please allow for some variation from actual product.

latching handles



Up to 42 finish combinations per design,
visit turnstyledesigns.com to view





Square Loop (stitched) **U1200**
Square Loop (plain) **UP1200**




Square Strap (stitched) **U1440**
Square Strap (plain) **UP1440**

Sizes available (centres)



Square (stitched) **R7568**
Square (plain) **R6000**

Sizes available (centres)



Coffin leg Scroll (stitched) **R7570**
Coffin leg Scroll (plain) **R6500**

Sizes available (lengths)




Coffin leg Scroll **S7002**

Sizes available (lengths)




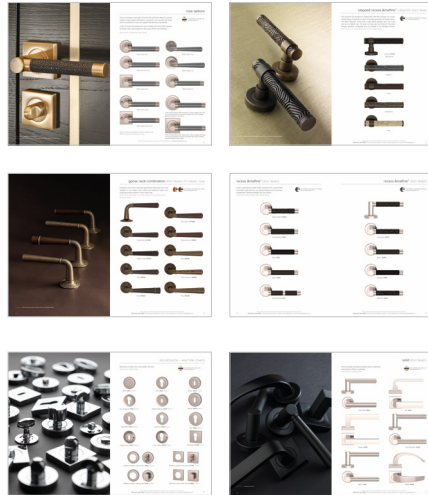
Above images are computer generated renders, please allow for some variation from actual product.



Above images are computer generated renders, please allow for some variation from actual product.

door hardware brochure

For a complete look to any interior, make sure you take a look at our Door Hardware Brochure. Where you will find many more of our products and collections to suit any design style.



Above images are computer generated renders, please allow for some variation from actual product.

Dimensions index p96. For full technical specifications contact our sales department or visit www.turnstyledesigns.com



Shown here – Custom oval T-Bars in Black Leather with Polished Nickel

customisation

Modify

We offer modification and customisation options for clients by using existing stock components.

A cost effective way to enable a client to have a unique, bespoke design by using some of Turnstyles' stocked components and modifying material, grips or finish and thereby benefiting from both price and delivery times.

There are several ways of achieving this... here are the main areas:

Custom Leather

Clients can free issue their leather to apply to an existing design or modify our stitch colour or style.

Custom Grip

Create your own grip for any of our hardware, and choose your own materials and lengths.

Custom Metal

Alongside our standard metals we have a range of custom finish options including Rose Gold, Vintage Copper and Silver Plate.



Tailored

If you are not able to find something to suit your project in either of our catalogue ranges or via the Modify process we will be happy to discuss developing and manufacturing your vision from start to finish. We have the capabilities and

know-how to manufacture most types of door hardware, however complex, and have been the manufacturer of choice for some of the most prestigious and demanding clients in the world, including a number of Superyacht builders.

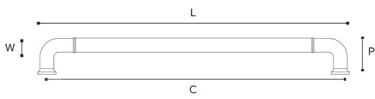
We understand the demands put on door and cabinet hardware and will ensure that your design not only looks a million dollars but it is also built to last and function smoothly.

In the first instance please contact our custom design department at our head office and ask for Alex Foster on + 44 (0)1271 325 325 or email alex@turnstyledesigns.com. Alex will discuss the project, designs and suitability (to develop time scales and budget indications) from prototyping to full delivery.



Dimensions

page 14 goose neck combination Amalfine™ D handles



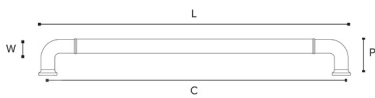
	C	L	P	W Ø
YF1163	160	176	35	15
YF1163	273	289	35	15
YF1250	160	176	35	15
YF1250	273	289	35	15
YF2879	160	176	35	15
YF2879	273	289	35	15

page 15 goose neck combination Amalfine™ D handles



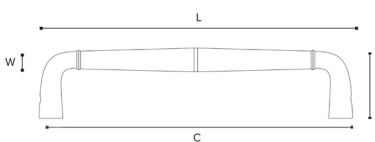
	C	L	P	W Ø
YF1669	160	176	35	15
YF1669	273	289	35	15
YF1166	160	176	35	15
YF1166	273	289	35	15
YF1168	160	176	35	15
YF1168	273	289	35	15
YF1161	160	176	35	15
YF1161	273	289	35	15

page 17 goose neck combination Amalfine™ D handles



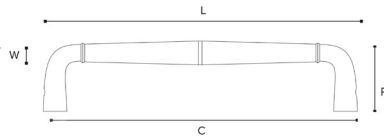
	C	L	P	W Ø
YF3092	256	272	36	16
YF3092	332	348	36	16
YF3077	256	272	36	16
YF3077	332	348	36	16
YF3200	256	272	36	16
YF3200	332	348	36	16
YF3250	256	272	36	16
YF3250	332	348	36	16

page 18 goose neck combination Amalfine™ pull handles



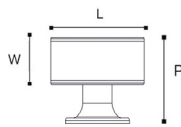
	C	L	P	W Ø
DF1600	247	267	59	20
DF1593	245	265	67	35
DF1858	242	262	62	20

page 19 goose neck combination Amalfine™ pull handles



	C	L	P	W Ø
DF1059	239	259	62	25
DF2631	247	267	59	50
DF1199	247	267	59	20

page 21 recess Amalfine™ stacked cabinet knobs



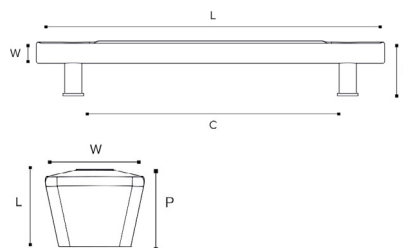
	C	L	P	W Ø
P5065	-	35	35	35
P5098	-	35	35	35
P5011	-	35	35	35
P5050	-	35	35	35
P5082	-	35	35	35
B9322	-	35	35	35

page 23 recess Amalfine™ and solid button knobs



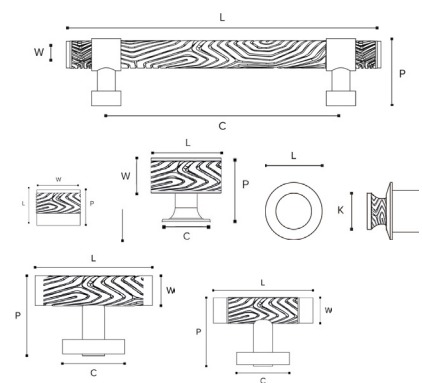
	C	L	P	W Ø
P8722	-	20	20	20
P8755	-	20	20	20
S1150	-	20	20	20
P8742	-	20	20	20
B8108	-	20	20	20
S1184	-	20	20	20
S1192	-	20	20	20

page 27 balance Amalfine™ Hickory cabinet range



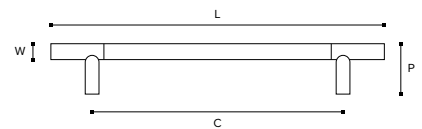
	C	L	P	W Ø
E3700	160	204	32	30
E3955	-	34	27	34

page 29 stepped recess Amalfine™ Labyrinth cabinet range



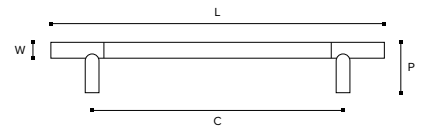
	C	L	P	W
B7521	128	176	35	15
B7521	160	208	35	15
B8108	-	20	20	20
B9009	-	36	3	36
B8254	-	82	64	25
B3922	-	35	35	35
B9222	-	55	38	15

page 30 recess Amalfine™ cabinet D handles



	C	L	P	W
Y1163	128	168	35	15
Y1163	241	281	35	15
Y1250	128	168	35	15
Y1250	241	281	35	15
Y2879	128	168	35	15
Y2879	241	281	35	15

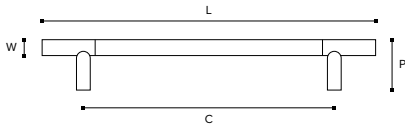
page 31 recess Amalfine™ cabinet D handles



	C	L	P	W Ø
Y1669	128	168	35	15
Y1669	241	281	35	15
Y1166	128	168	35	15
Y1166	241	281	35	15
Y1168	128	168	35	15
Y1168	241	281	35	15
Y1161	128	168	35	15
Y1161	241	281	35	15

Dimensions

page 33 recess Amalfine™ cabinet D handles



	C	L	P	W ∅
Y3092	224	264	37	16
Y3092	300	340	37	16
Y3077	224	264	37	16
Y3077	300	264	37	16
Y3200	224	264	37	16
Y3200	300	264	37	16
Y3250	224	264	37	16
Y3250	300	264	37	16

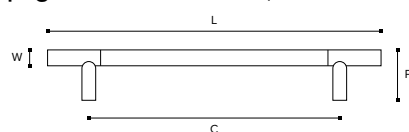
page 34 recess Amalfine™ pull handles



	C	L	P	W ∅
P1076	200	300	65	25
P1076	300	400	65	25
P1076	400	500	65	25
P1340	200	300	65	25
P1340	300	400	65	25
P1340	400	500	65	25
P2645	200	300	65	25
P2645	300	400	65	25
P2645	400	500	65	25
P2991	200	300	65	25
P2991	300	400	65	25
P2991	400	500	65	25

*45mm projection also available

page 35 recess Amalfine™ pull handles



	C	L	P	W ∅
P2876	200	300	65	25
P2876	300	400	65	25
P2876	400	500	65	25
P1079	200	300	65	25
P1079	300	400	65	25
P1079	400	500	65	25
P2822	200	300	65	25
P2822	300	400	65	25
P2822	400	500	65	25

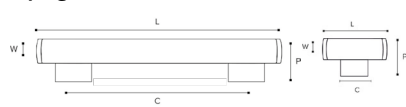
*45mm projection also available

page 37 recess Amalfine™ scroll cabinet handles



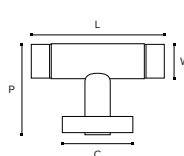
	C	L	P	W ∅
P3141	64	101	25	18
P3141	128	165	25	18
P3141	160	196	25	18
P2861	64	101	25	18
P2861	128	165	25	18
P2861	160	196	25	18
P3125	64	101	25	18
P3125	128	165	25	18
P3125	160	196	25	18
P3130	64	101	25	18
P3130	128	165	25	18
P3130	160	196	25	18
P3170	64	101	25	18
P3170	128	165	25	18
P3170	160	196	25	18
P3155	64	101	25	18
P3155	128	165	25	18
P3155	160	196	25	18

page 39 recess Amalfine™ cabinet handles



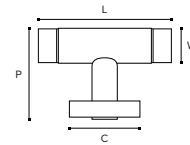
	C	L	P	W ∅
P3546	128	165	31	18
P3546	160	196	31	18
P2880	128	165	31	18
P2880	160	196	31	18
P3501	128	165	31	18
P3501	160	196	31	18
P3555	128	165	31	18
P3555	160	196	31	18
P3520	128	165	31	18
P3520	160	196	31	18
P3512	128	165	31	18
P3512	160	196	31	18
P3707	-	50	31	18
P3002	-	50	31	18
P3697	-	50	31	18
P3710	-	50	31	18
P3699	-	50	31	18
P3702	-	50	31	18

page 41 recess Amalfine™ cabinet t bar handles



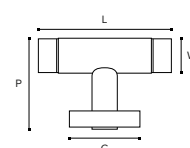
	C	L	P	W
P1012	-	55	38	15
P1013	-	55	38	15
P3016	-	55	38	15
P3036	-	55	38	15
P3030	-	55	38	15
P3022	-	55	38	15

page 42 solid and combination t bar handles



	C	L	P	W
S1686	52	84	65	20
HS1686	52	84	65	20
C1481	52	84	65	20
C1290	52	84	65	20
D1686	52	84	65	20
D1291	52	84	65	20
D1811	52	84	65	20
D2584	52	84	65	20

page 43 combination leather goose neck pull handles



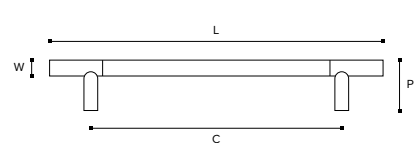
	C	L	P	W
S2017	52	82	65	19
HS2017	52	82	65	19
R1913	52	82	65	19
R1911	52	82	65	19
P2017	52	82	65	19
P2359	52	82	65	19
P1912	52	82	65	19
P2361	52	82	65	19
P2230	52	82	65	19
P3408	52	82	65	19

page 45 tone Amalfine™ cabinet handles



	C	L	P	W
Z1726	-	34	26	34
Z1723	-	54	26	49
Z1732	-	82	24	23
Z1735	-	146	24	23
Z1731	-	295	24	23

page 48 solid and hammered pull handles

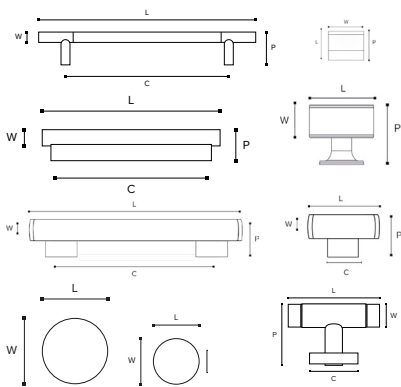


	C	L	P	W ∅
S1340	300	400	65	23
S1340	400	500	65	23
S1340	500	600	65	23
HS1340	300	400	65	23
HS1340	400	500	65	23
HS1340	500	600	65	23

*45mm projection also available

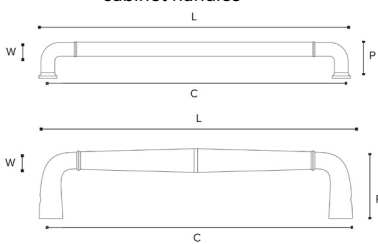
Dimensions

page 49 solid cabinet handles



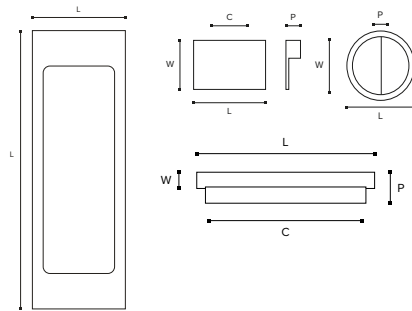
	C	L	P	W
S1197	96	136	31	12
S1197	128	168	31	12
S1197	160	200	31	12
S1197	192	232	31	12
S1003	-	55	38	15
S1805	224	264	38	16
S1805	300	340	38	16
S2231	64	101	25	18
S2231	128	165	25	18
S2231	160	196	25	18
S6100	128	160	31	18
S6100	160	196	31	18
S2090	-	35	35	35
S4100	-	50	32	18
S1150	-	20	20	20
S1184	-	20	20	20
S1206	-	19	35	19
S1202	-	34	19	34
S1204	-	60	19	60

page 53 goose neck solid tube cabinet handles



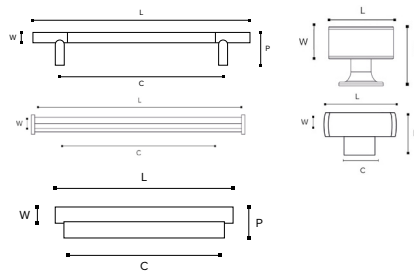
	C	L	P	W
SF1600	247	267	59	20
HF1600	247	267	59	20
SF1197	128	144	31	12
SF1197	160	176	31	12
SF1197	192	208	31	12
SF1197	224	240	31	12
HF1197	128	144	31	12
HF1197	160	176	31	12
HF1197	192	208	31	12
HF1197	224	240	31	12
SF1805	256	272	36	16
SF1805	332	348	36	16
HF1805	256	272	36	16
HF1805	332	348	36	16

page 55 solid and flush hardware



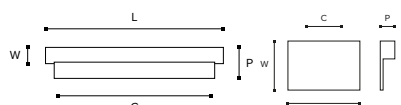
	C	L	P	W
S1955	-	178	3	57
S1920	-	245	2	35
S2829	-	70	4	70
S2233	64	101	25	15
S2233	128	165	25	15
S2233	160	196	25	15
S2154	27	55	22	38
S2154	96	120	22	
S2154	160	200	22	

page 57 solid hammered cabinet handles



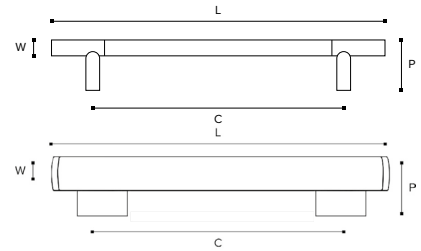
	C	L	P	W
HS4100	-	50	32	18
HS6100	128	160	31	18
HS6100	160	196	31	18
HS2090	-	35	35	35
HS2231	64	101	25	18
HS2231	128	165	25	18
HS2231	160	196	25	18
HS1197	96	136	31	12
HS1197	128	168	31	12
HS1197	160	200	31	12
HS1197	192	232	31	12
HS1805	224	264	38	16
HS1805	300	340	38	16

page 35 solid hammered cabinet handles



	C	L	P	W
HS2233	64	101	25	15
HS2233	128	165	25	15
HS2233	160	196	25	15
HS2154	27	55	22	38
HS2154	96	120	22	38
HS2154	160	200	22	38

page 62 recess leather pull handles

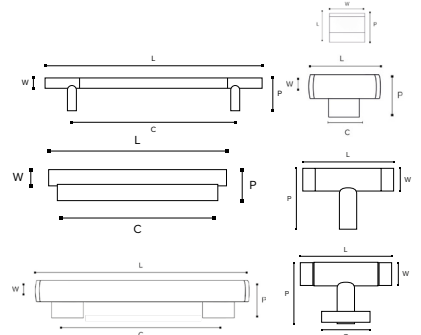


	C	L	P	W
R1075 *1	200	300	65	25
R1075 *1	300	400	65	25
R1075 *1	400	500	65	25
R1073 *2	200	300	60	19
R1073 *2	300	400	60	19
R1073 *2	400	500	60	19
R1133	300	350	65	22
R1133	400	450	65	22

*1 45mm projection also available

*2 40mm projection also available

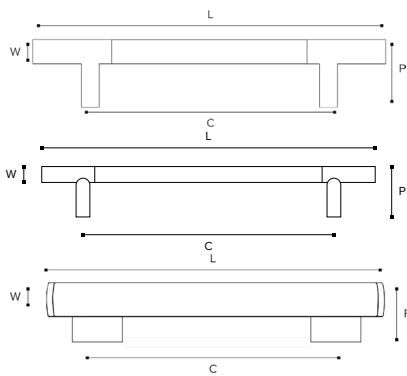
page 62 recess leather cabinet handles



	C	L	P	W
R1512	224	264	38	16
R1512	300	340	38	16
R1512	400	440	38	16
R1910	96	136	31	12
R1910	128	168	31	12
R1910	160	200	31	12
R1910	192	232	31	12
R2232	64	101	25	18
R2232	128	165	25	18
R2232	160	196	25	18
R1026	-	55	38	15
R1285	128	165	31	18
R1285	160	196	31	18
R1928	-	60	31	12
R9202	-	20	20	20
R4150	-	50	32	18

Dimensions

page 64 recess leather pull handles

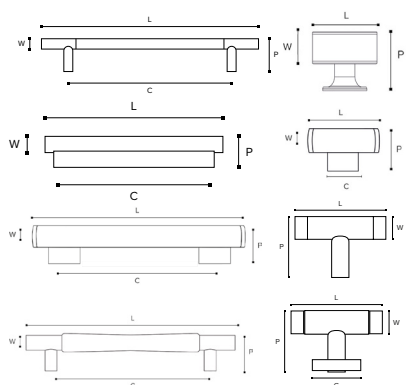


	C	L	P	W
R1070 *1	200	300	65	25
R1070 *1	300	400	65	25
R1070 *1	400	500	65	25
R1069 *2	200	300	60	19
R1069 *2	300	400	60	19
R1069 *2	400	500	60	19
R1120	300	350	65	22
R1120	400	450	65	22

*1 45mm projection also available

*2 40mm projection also available

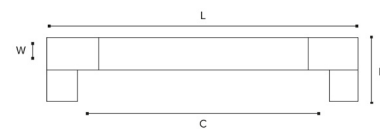
page 65 recess leather and saddle cabinet handles



	C	L	P	W
R1300	224	264	38	16
R1300	300	340	38	16
R1300	400	440	38	16
R1197	96	136	31	12
R1197	128	168	31	12
R1197	160	200	31	12
R1197	192	232	31	12
R4100	-	50	32	18
T1495	-	60	30	14
R2231	64	101	25	18
R2231	128	165	25	18
R2231	160	196	25	18
R1301	128	165	31	18
R1301	160	196	31	18
T1470	96	136	33	14
T1470	128	168	33	14
T1470	160	200	33	14
T1470	192	232	33	14

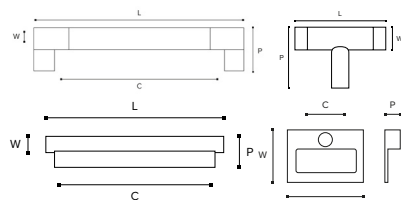
T1444	96	136	33	14
T1444	128	168	33	14
T1444	160	200	33	14
T1444	192	232	33	14
R1198	-	60	31	12
R1027	-	55	38	15
R5065	-	35	35	35

page 68 recess leather pull handles



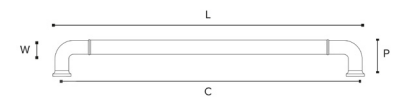
	C	L	P	W
R1068	200	225	65	25
R1068	300	325	65	25
R1068	400	425	65	25
R1074	200	225	65	25
R1074	300	325	65	25
R1074	400	425	65	25
R1067	200	225	65	25
R1067	300	325	65	25
R1067	400	425	65	25
R1072	200	225	65	25
R1072	300	325	65	25
R1072	400	425	65	25

page 69 recess leather cabinet handles



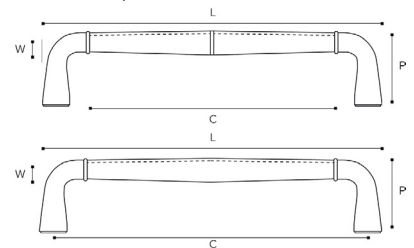
	C	L	P	W
R1173	128	143	40	15
R1173	160	175	40	15
R1173	192	207	40	15
R1199	-	60	40	15
R1755	128	143	40	15
R1755	160	175	40	15
R1755	192	207	40	15
R1929	-	60	40	15
R2233	64	101	25	15
R2233	128	165	25	15
R2233	160	196	25	15
R2234	64	101	25	15
R2234	128	165	25	15
R2234	160	196	25	15
R2154	27	55	22	38

page 70 goose neck combination leather cabinet handles



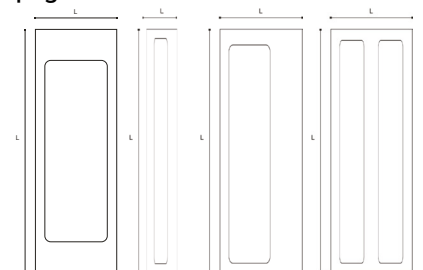
	C	L	P	W
RF1910	128	144	31	12
RF1910	160	176	31	12
RF1910	192	208	31	12
RF1910	224	240	31	12
RF1197	128	144	31	12
RF1197	160	176	31	12
RF1197	192	208	31	12
RF1197	224	240	31	12
RF1512	256	272	36	16
RF1512	332	348	36	16
RF1300	256	272	36	16
RF1300	332	348	36	16

page 71 goose neck combination leather pull handles



	C	L	P	W
CF1607	247	267	59	20
CF1608	247	267	59	20
CF1611	268	288	59	20
CF1416	268	288	59	20

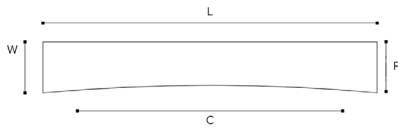
page 37 recess leather flush hardware



	C	L	P	W
R1955	-	178	3	57
C1959	-	245	2	35
R3123	-	256	4	94
R3150	-	250	4	70

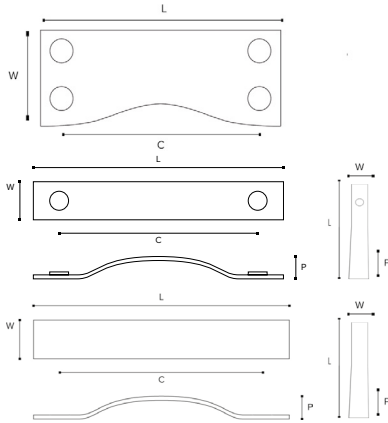
Dimensions

page 74 savile cabinet handles



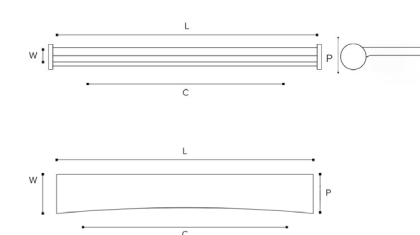
	C	L	P	W
H1194	-	50	22	50
H1195	-	170	28	50
H1196	-	235	29	50
H1192	64	75	31	26
H1192	96	106	31	26
H1192	128	140	31	26
H1192	160	170	31	26
H1190	-	45	26	45
H1191	-	35	22	35

page 75 button, plain bow and cup cabinet handles



	C	L	P	W
A1183	-	162	23	60
A1184	-	80	24	25
AP1184	-	80	24	25
A1182	96	122	26	25
AP1182	128	158	26	25
A1181	160	186	26	25
AP1181	96	122	26	25
A1180	128	158	26	25
AP1180	160	186	26	25

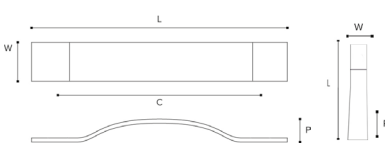
page 79 edge and mortice wing cabinet handles



	C	L	P	W
R5232	-	90	31	18
R5232	-	140	31	18
R5232	-	190	31	18

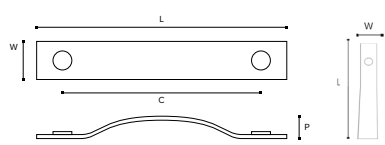
R5232	-	240	31	18
R5232	-	290	31	18
L1186	-	60	25	-
L1185	-	198	25	-

page 80 square strap cabinet handles



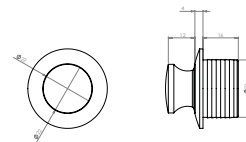
	C	L	P	W
U1684	96	126	26	30
U1684	128	158	26	30
U1684	160	190	26	30
U1882	-	80	26	30
UP1684	96	126	26	30
UP1684	128	158	26	30
UP1684	160	190	26	30
UP1882	-	80	26	30

page 81 square strap cabinet handles



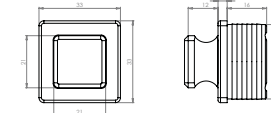
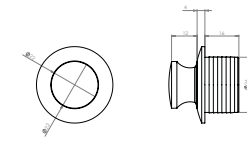
	C	L	P	W
U1187	96	130	26	25
U1186	128	168	26	25
U1185	160	200	26	25
U1189	-	80	26	25
UP1187	96	130	26	25
UP1186	128	168	26	25
UP1185	160	200	26	25
UP1189	-	80	26	25

page 84 lux push button cabinet knobs



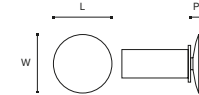
	C	L	P	W
B9009	-	36	3	36
P3008	-	36	3	36
P3013	-	36	3	36
P2993	-	36	3	36
R2986	-	36	3	36

page 85 lux push button cabinet knobs



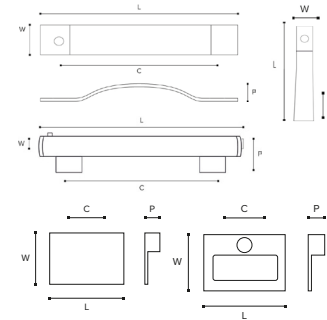
	C	L	P	W
S3048	-	36	3	36
S3044	-	36	3	36
S3046	-	36	3	36
S3045	-	36	3	36
S3049	-	36	3	36

page 86 latching handles



	C	L	P	W
H2009	-	40	6	40
IR1989	27	55	22	38
S1989	27	55	22	38
HS1989	27	55	22	38

page 87 combination Amalfine™ cabinet D handles



	C	L	P	W ∅
U1200	-	80	26	30
UP1200	-	80	26	30
U1440	96	126	26	30
U1440	128	158	26	30
U1440	160	190	26	30
UP1440	96	126	26	30
UP1440	128	158	26	30
UP1440	160	190	26	30
R7568	128	143	40	15
R7568	160	175	40	15
R7568	192	207	40	15
R6000	128	143	40	15
R6000	160	175	40	15
R6000	192	207	40	15
R7570 *	-	164	31	18
R7570 *	-	196	31	18
R6500 *	-	164	31	18
R6500 *	-	196	31	18
S7002 *	-	164	31	18
S7002 *	-	196	31	18

*Contact the Turnstyle sales team for more info



Image courtesy of Hirsch Bedner Associates (HBA) London - www.hba.com
Shown here – in Silver Bronze Amalfine™ with Fine Antique Brass

Index

Part Code	Page	Part Code	Page	Part Code	Page	Part Code	Page
A1180	75	DF2631	19	P2017	43	P3710	39
A1181	75	E3700	27	P2230	43	P5011	21
A1182	75	E3955	27	P2359	43	P5050	21
A1183	75	H1190	74	P2361	43	P5065	21
A1184	75	H1191	74	P2645	34	P5082	21
AP1180	75	H1192	57	P2822	35	P5098	21
AP1181	75	H1194	74	P2861	37	P8722	23
AP1182	75	H1195	74	P2876	35	P8742	23
AP1184	75	H1196	74	P2880	39	P8755	23
B7521	29	H2009	86	P2991	34	PLK0210	85
B8108	29	HF1197	53	P2993	84	R1026	63
B8108	23	HF1600	53	P3002	39	R1027	65
B8254	29	HF1805	53	P3008	84	R1067	68
B9009	29	HS1197	57	P3013	84	R1068	68
B9009	84	HS1340	48	P3016	41	R1069	64
B9222	29	HS1686	42	P3022	41	R1070	64
B9322	21	HS1805	57	P3030	41	R1072	68
C1290	42	HS1989	86	P3036	41	R1073	62
C1481	42	HS2017	43	P3125	37	R1074	68
C1959	73	HS2090	57	P3130	37	R1075	62
CF1416	71	HS2154	59	P3141	37	R1120	64
CF1607	71	HS2231	57	P3155	37	R1133	62
CF1608	71	HS2233	59	P3170	37	R1173	69
CF1611	71	HS4100	57	P3408	43	R1197	65
D1291	42	HS6100	57	P3501	39	R1198	65
D1686	42	L1185	79	P3512	39	R1199	69
D1811	42	L1186	79	P3520	39	R1285	63
D2584	42	P1012	41	P3546	39	R1300	65
DF1059	19	P1013	41	P3555	39	R1301	65
DF1199	19	P1076	34	P3697	39	R1512	63
DF1593	18	P1079	35	P3699	39	R1755	69
DF1600	18	P1340	34	P3702	39	R1910	63
DF1858	18	P1912	43	P3707	39		

Index

<u>Part Code</u>	<u>Page</u>	<u>Part Code</u>	<u>Page</u>	<u>Part Code</u>	<u>Page</u>	<u>Part Code</u>	<u>Page</u>
R1911	43	S1197	49	U1200	87	YF3250	17
R1913	43	S1202	49	U1440	87	Z1723	45
R1928	63	S1204	49	U1684	80	Z1726	45
R1929	69	S1206	49	U1882	80	Z1731	45
R1955	73	S1340	48	UP1185	81	Z1732	45
R1989	86	S1686	42	UP1186	81	Z1735	45
R2154	69	S1805	49	UP1187	81		
R2231	65	S1920	55	UP1189	81		
R2232	63	S1955	55	UP1200	87		
R2233	69	S1989	86	UP1440	87		
R2234	69	S2017	43	UP1684	80		
R2986	84	S2154	55	UP1882	64		
R3123	73	S2231	49	Y1161	31		
R3150	73	S2233	55	Y1163	30		
R4100	65	S2829	55	Y1166	31		
R4150	63	S3044	85	Y1168	31		
R5065	65	S3045	85	Y1250	30		
R5232	79	S3046	85	Y1669	31		
R6000	87	S3048	85	Y2879	30		
R6500	87	S3049	85	Y3077	33		
R7568	87	S4100	49	Y3092	33		
R7570	87	S6100	49	Y3200	33		
R9202	63	S7002	87	Y3250	33		
RF1197	70	SF1600	53	YF1161	15		
RF1300	70	SF1197	53	YF1163	14		
RF1512	70	SF1805	53	YF1166	15		
RF1910	70	T1444	65	YF1168	15		
S1003	49	T1470	65	YF1250	14		
S1150	49	T1495	65	YF1669	15		
S1150	23	U1185	81	YF2879	14		
S1184	23	U1186	81	YF3077	17		
S1184	49	U1187	81	YF3092	17		
S1192	23	U1189	81	YF3200	17		



Image courtesy of Panoramic Properties - www.panoramic-properties.com
Shown here – Button Strap (plain) cabinet handle in Chocolate Leather with Polished Brass



+44(0) 1271 325 325 | +1 877 288 4642

WWW.TURNSTYLEDESIGNS.COM