

LABYRINTH COLLECTION

Turnstyle Designs and Winch Design have collaborated to produce a highly distinctive range of door and cabinet hardware, inspired by the intricate patterns of the land and the sea.

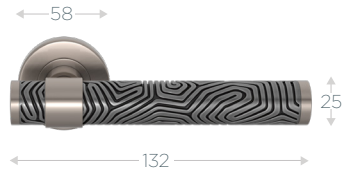
Turnstyle Designs have worked with Winch for over 20 years on numerous marine and land-based projects. Steve Roberts was approached by founder Andrew Winch, to discuss working together and it was clear there was strong synergy between the studios.

Labyrinth, is a bold, strong design with high visual impact. The collection consists of large door pulls, cabinet D handles, furniture knobs, mortise T bar handles and window handles, enabling the client to utilise and co-ordinate the design throughout any project.

The door lever, which drives the design process, is large with a 25mm diameter grip, over hung on a stepped shaft. The grips are hand cast and finished in Turnstyle Designs own Amalfine™ composite and are available in five different finishes. These are further complimented by eight variations of distinct metal finishes for the brass work. This gives clients a choice of over 40 combinations



Lever Handle - B7005



Projection: 70mm | 58mm Round Rose

Door Knob - B9303



Projection: 65mm | 52mm Flat Rose

Cabinet Knob - B9322



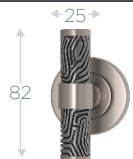
Projection: 32mm

Cabinet T Bar - B9222



Projection: 38mm | 30mm Flat Rose

Door T Bar - B8254



Projection: 64mm | 52mm Round Rose


Pull Handle - B7444



Projection: 66mm

Projection: 66mm

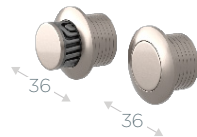
Cabinet Pull - B7521



Projection: 35mm

Projection: 35mm

Push Button - B9009




Projection: 3mm (in closed position)
Contact Turnstyle Sales Department for required latch options

Button Cabinet Knob - B8108




Projection: 20mm

AMALFINE GRIP FINISHES




Add 5%

METAL FINISHES



ACCESSORIES

Bite On 52mm Flat Rose - S8007



Bite On 58mm Flat Rose - S8400

