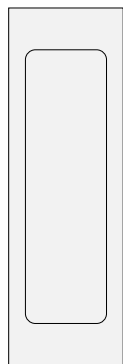


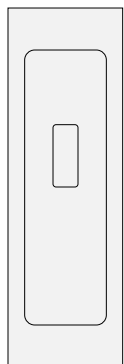


Concealed fixing flush pulls available in passage and privacy functions, with or without leather inlay. Order individually to create the required configuration. Can be used with our range of leading edge pulls and sliding door mortice locks\*.



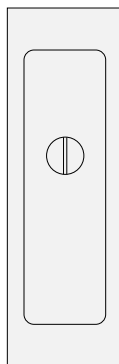
PLAIN

S1955-####-S




TURN\*

S1955-####-S T03



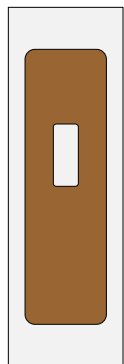
RELEASE\*

S1955-####-S T04



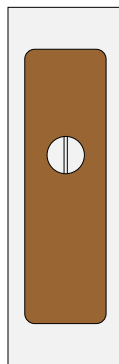
PLAIN

R1955-####-S



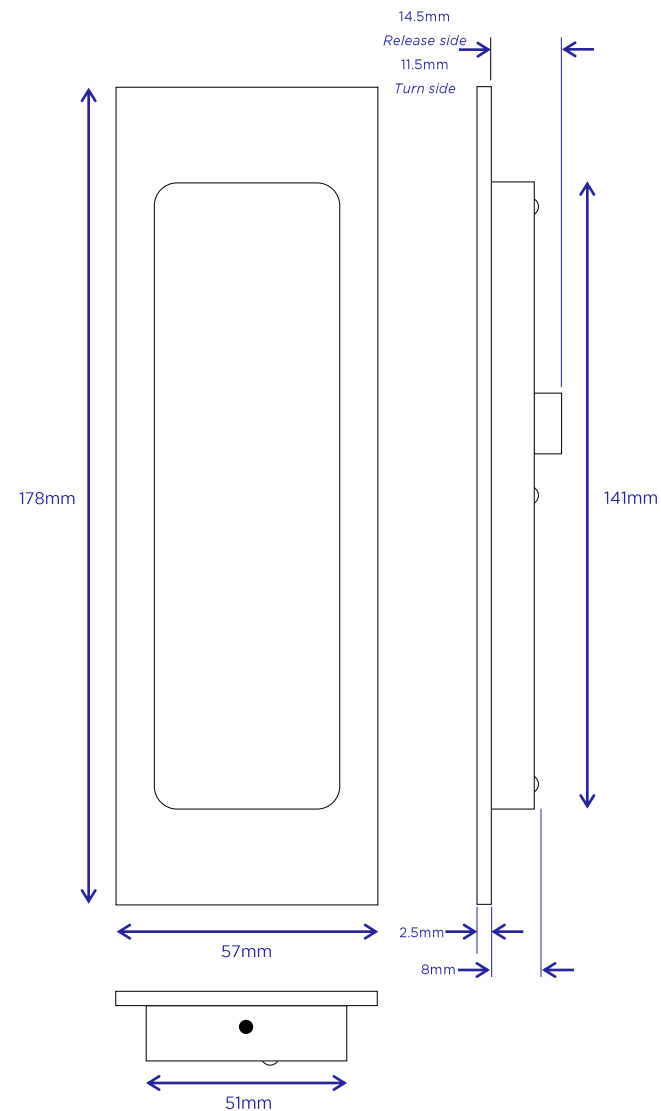

TURN\*

R1955-####-S T03



RELEASE\*

R1955-####-S T04



Leather inlay available in all standard Turnstyle Designs leather options. For custom and free issued leather applications please contact sales.

\* Minimum door thickness of 45mm required if used in conjunction with K2692 sliding door lock and pull.