



Cylinders supplied by Turnstyle Designs are 5 pin multi-profile restricted key system. All cylinders are supplied with two keys as standard.

All asymmetrical sizes available up to 70 x 70mm in 5mm increments.

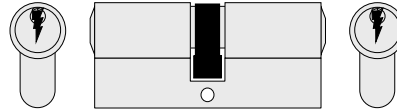
Cylinders can be keyed alike or master keyed.

Standard finishes – Bright Chrome, Satin Nickel, Bronze. Split finishes available.

Single cylinder – key only



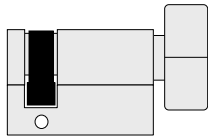
Double cylinder – key / key



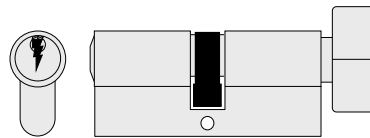
Double cylinder and double cylinder with turn symmetrical sizes

60mm (30/30)
70mm (35/35)
80mm (40/40)
90mm (45/45)
100mm (50/50)
120mm (60/60)
140mm (70/70)

Single cylinder – turn only (oval)



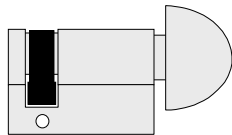
Double cylinder with turn – key / turn (oval)



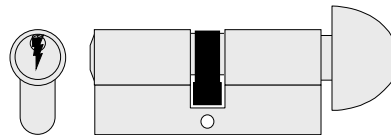
Single cylinder and single cylinder turn only sizes

40mm (30/10)
45mm (35/10)
50mm (40/10)
60mm (50/10)
70mm (60/10)
80mm (70/10)
90mm (80/10)
100mm (90/10)
120mm (110/10)
130mm (120/10)

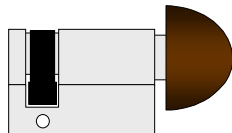
Single cylinder – turn only (half moon)



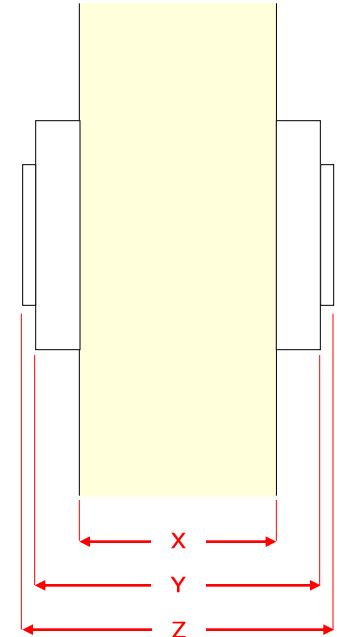
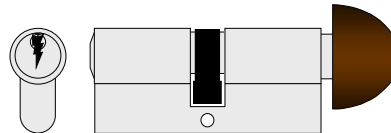
Double cylinder with turn – key / turn (half moon)



Single cylinder – turn only (leather half moon)



Double cylinder with turn – key / turn (leather half moon)



Cylinder length (Z) =

Door thickness (X) plus 2 x escutcheon or back plate depth (Y)

Example :

Door thickness (X) is 45mm x 1 = 45mm

Escutcheon depth is 10mm x 2 = 20mm

Dimension (Y) = 65mm

Nearest size above dimension (Y) = 70mm (Z)

Double cylinder and double cylinder with turn - 70mm (35/35)

Single cylinder and single cylinder turn only - 45mm (35/10)