




RECESS RANGE DOOR PULL FIXING CONFIGURATIONS

- Please specify door thickness when ordering.
- Back to back configuration – please specify if timber or glass doors.

Single Bolt Through

Standard fixings :

2 of M10 x 50mm pan head bolt




Single Face Fix

(timber doors only, min. 30mm door thickness)

Standard fixings :

2 of M10 hex head screw in insert
2 of M10 face fix spindle




Back to Back Pair

(please specify if glass or timber doors)

Standard fixings :

2 of M10 back to back fixing spindles
2 of silicone sleeves and washers (glass door kit only)



Pull to Open side of